



GORDON T LONG

Advanced Technical Analysis



Gordon T Long
Global Macro Research |
Macro-Technical Analysis



Technical Analysis
Market Road Maps | HPTZ
Methodology



SII
Global Macro Research |
Market Road Maps

NOTE

Slides Are for discussion and educational purposes ONLY!

Do not Trade from Any of these Charts.

Gordon T Long is not giving investment advise nor should be construed as such

Always consult a professional investment advisor before making any investment decisions.

The content of this slide should not be considered investment advice of any sort, nor should it be used to make investment decisions. Use of this slide is considered to be your explicit acceptance of the Disclosure Statement and the Terms of Use found on the first and last frames of this video

A TIPPING POINT TRIGGERED?



AGENDA

A TIPPING POINT TRIGGERED?

POPULATION GROWTH

- A Global Impact,
- Labor Force Growth.

LONG TERM CORRELATIONS

AGE COMPOSITION & DEPENDENCY RATIO

- Demographics & A Declining Labor Participation Rate.

ECONOMIC GROWTH

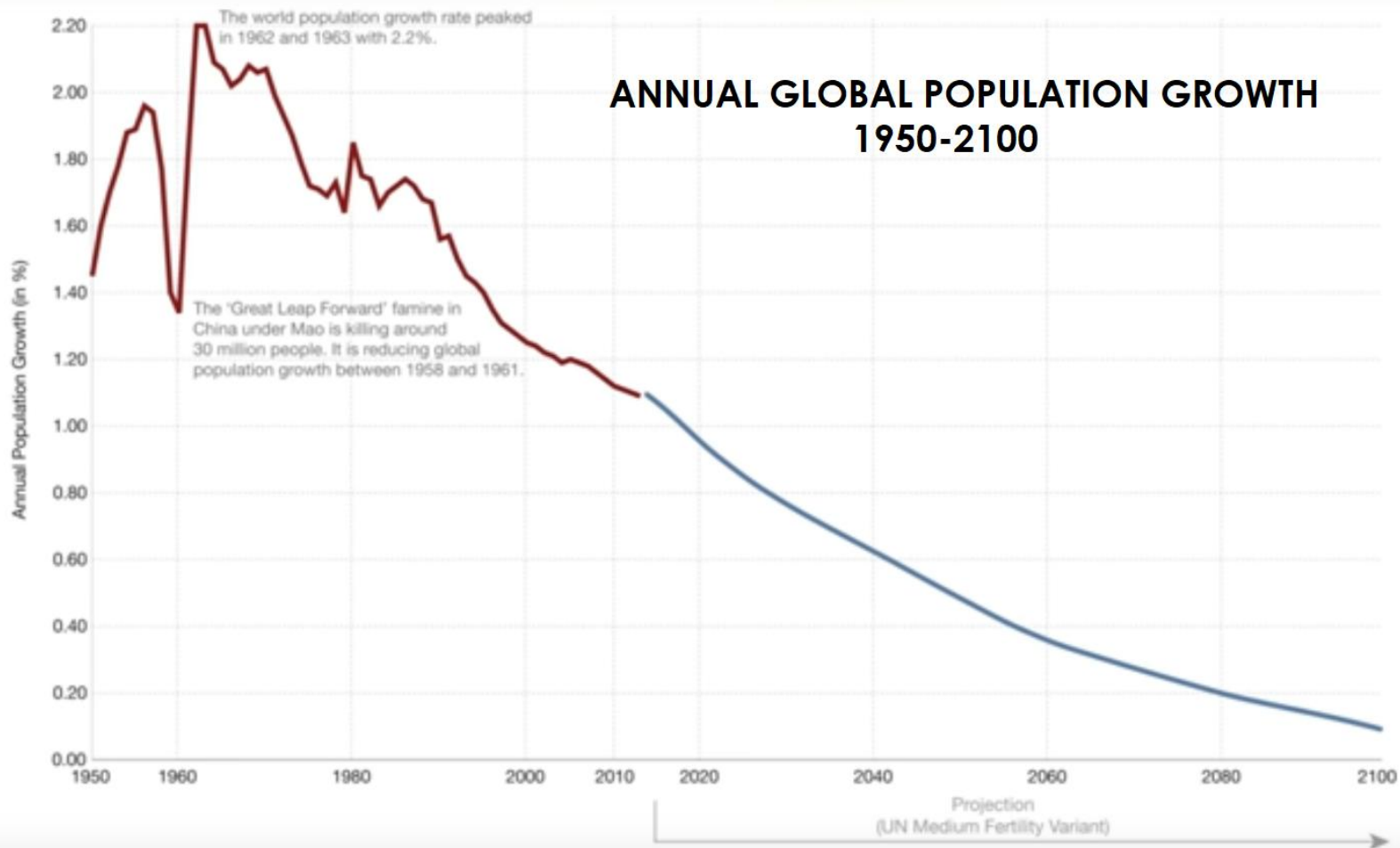
- Real GDP Growth & Creditism.

THE EVENT HORIZON

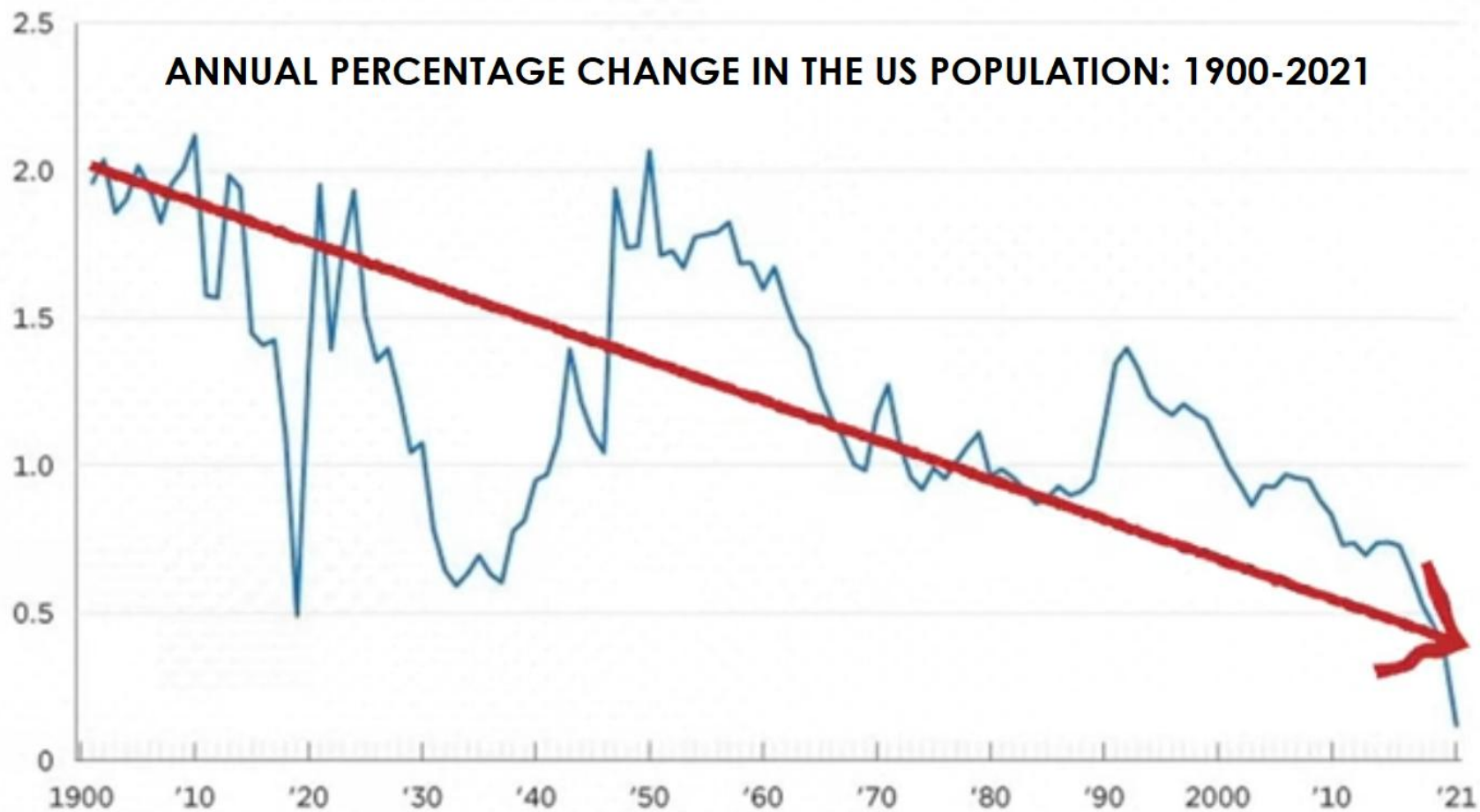
- Global Stagflation Cometh,
- Ramifications of False Numbers and Failed Government

CONCLUSION

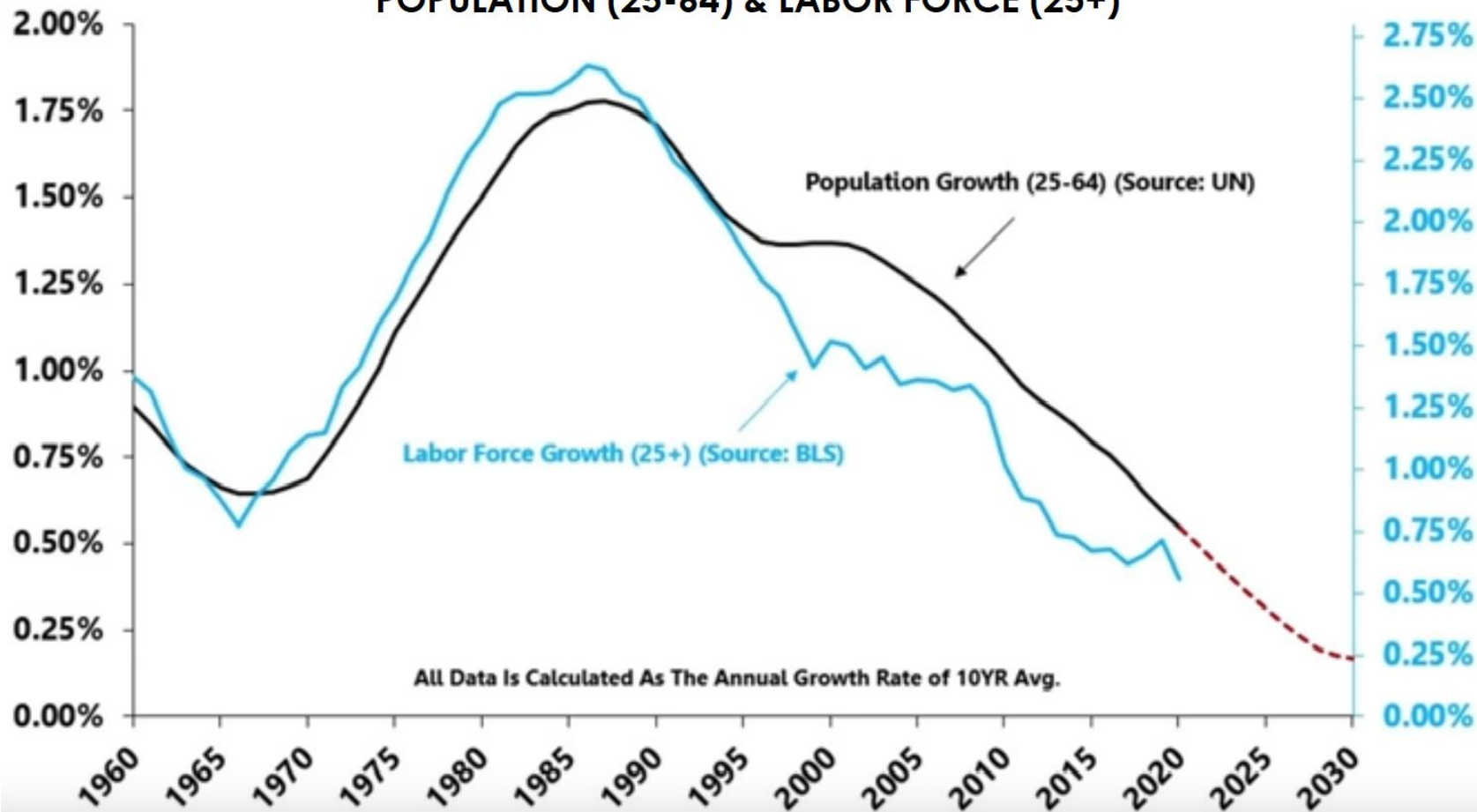
- Global Conflict
 - Nationalization & “Conservatorships” ,
 - Soft Conflict



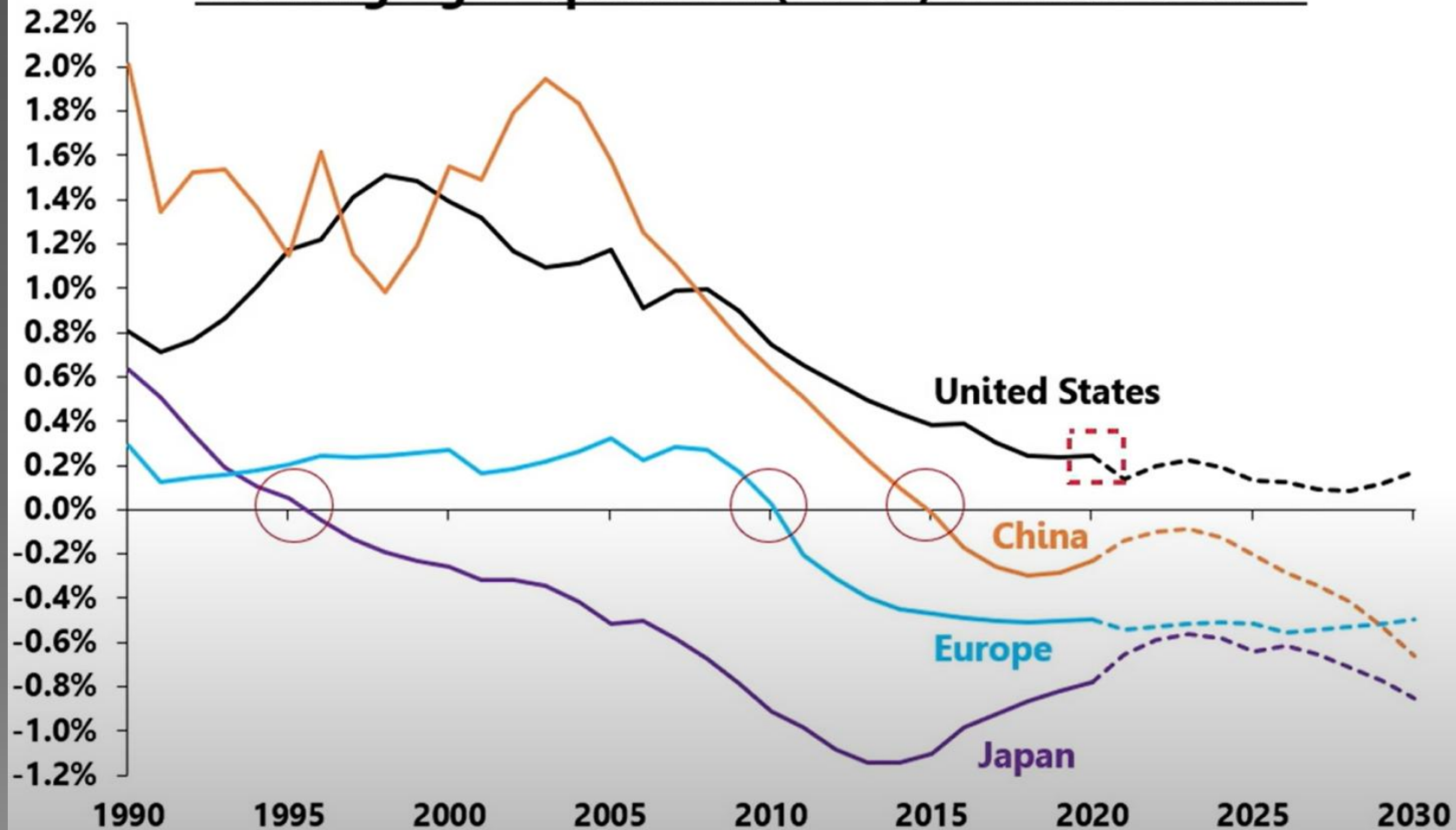
ANNUAL PERCENTAGE CHANGE IN THE US POPULATION: 1900-2021



POPULATION (25-64) & LABOR FORCE (25+)



Working Age Population (15-64): Annual Growth



THE GREAT TIPPING POINT

AGENDA

POPULATION GROWTH

- A Global Impact,
- Labor Force Growth.

LONG TERM CORRELATIONS

AGE COMPOSITION & DEPENDENCY RATIO

- Demographics & A Declining Labor Participation Rate.

ECONOMIC GROWTH

- Real GDP Growth & Creditism.

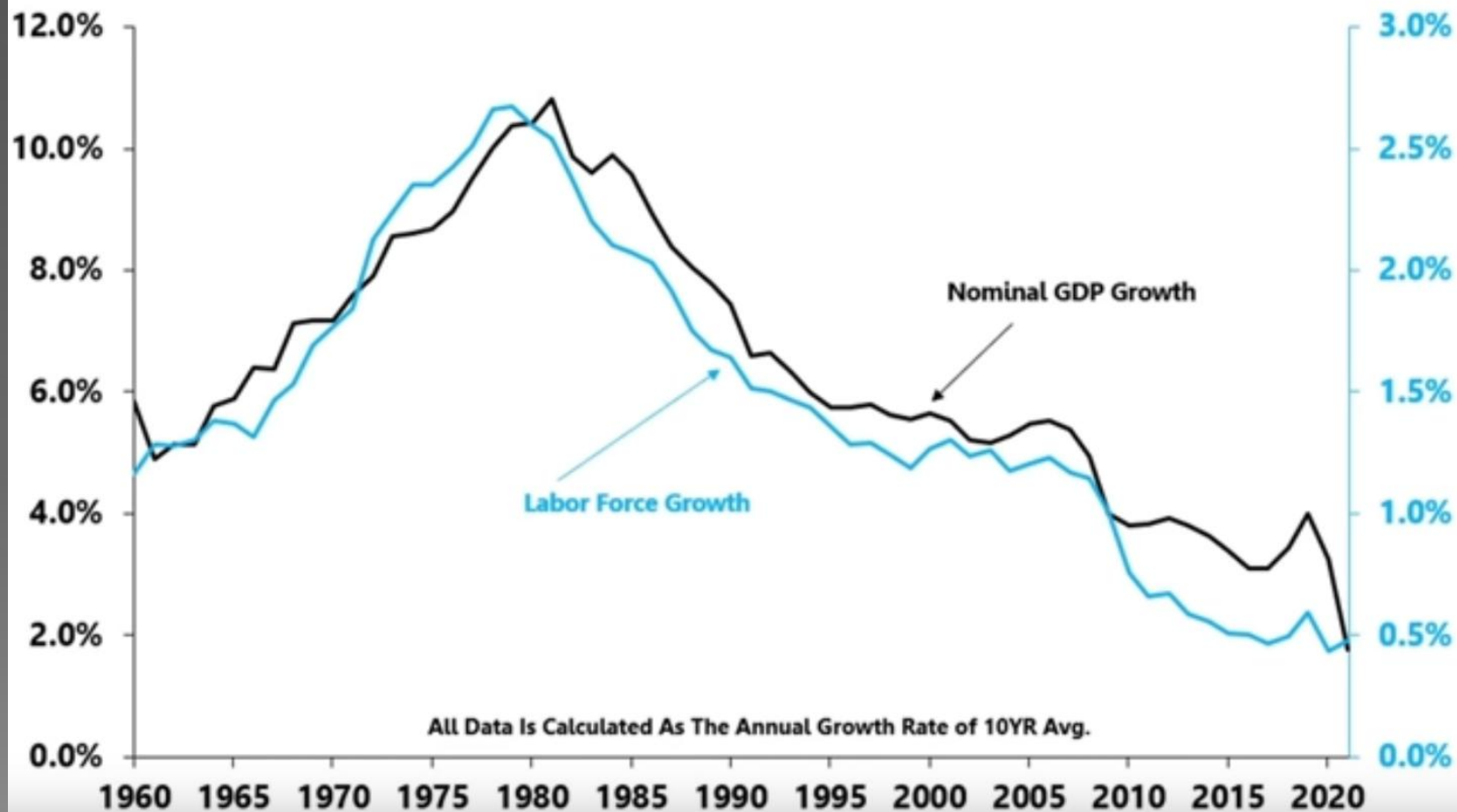
THE EVENT HORIZON

- Global Stagflation Cometh,
- Ramifications of False Numbers and Failed Government

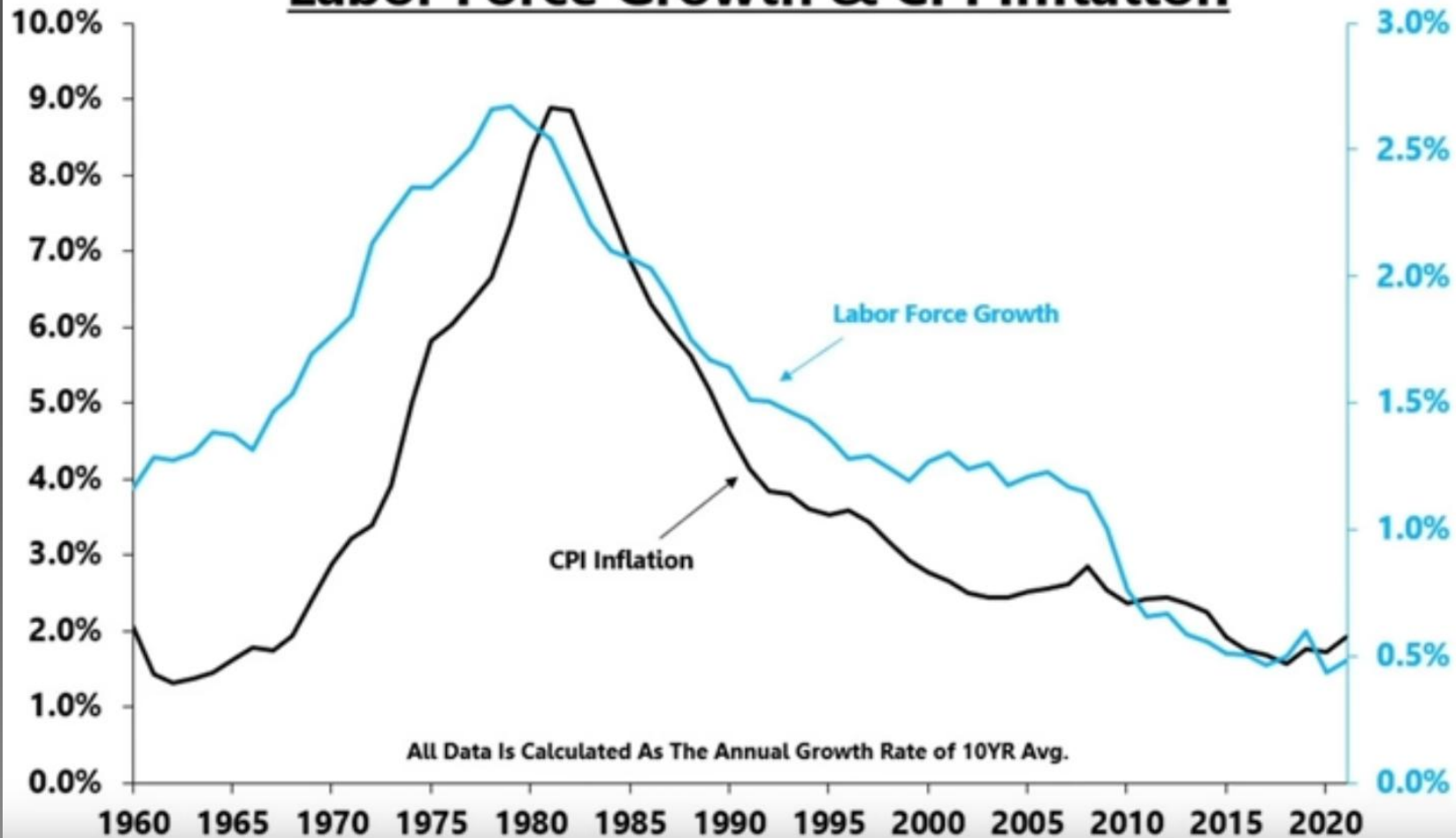
CONCLUSION

- Global Conflict
 - Nationalization & “Conservatorships” ,
 - Soft Conflict

Labor Force Growth & Nominal GDP Growth

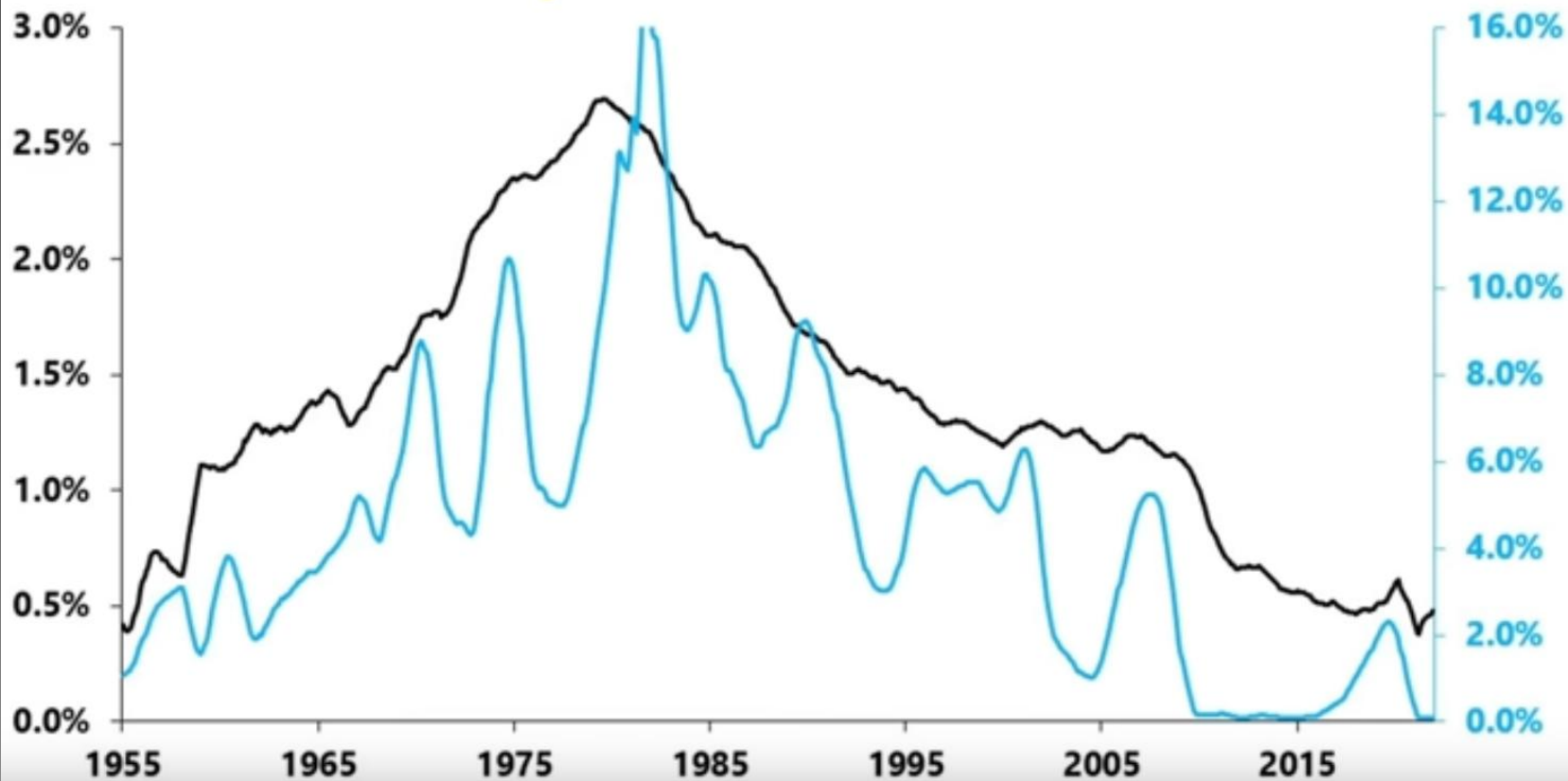


Labor Force Growth & CPI Inflation



Labor Force Growth vs. Fed Funds Rate

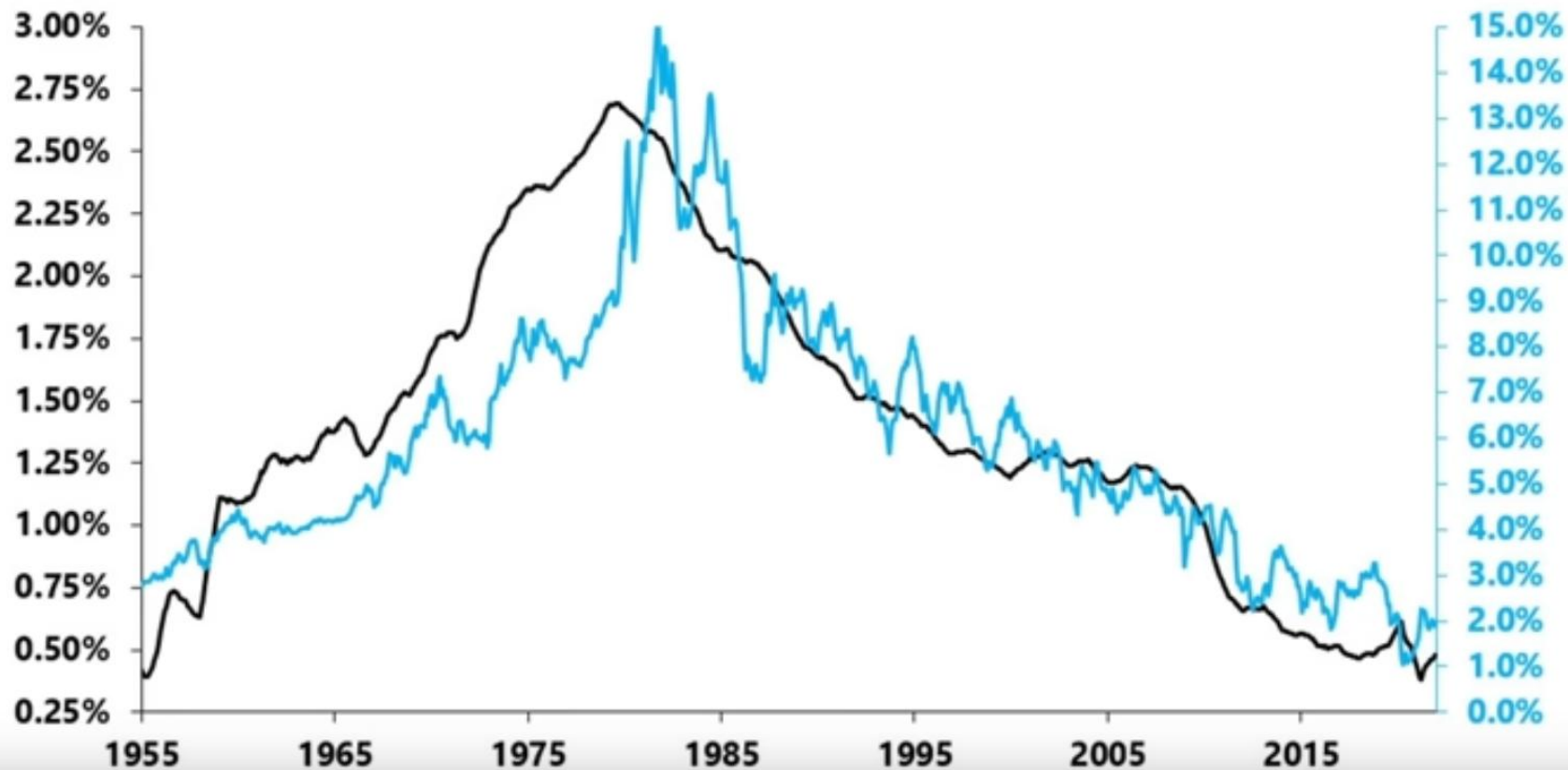
— Labor Force (Annual Growth of 10Y Avg.) — Fed Funds Rate (12 Mo Avg.)



Labor Force Growth vs. Long-Term Rates

— Labor Force (Annual Growth of 10Y Avg.)

— 20-Year Treasury Rate



THE GREAT TIPPING POINT

AGENDA

POPULATION GROWTH

- A Global Impact,
- Labor Force Growth.

LONG TERM CORRELATIONS

AGE COMPOSITION & DEPENDENCY RATIO

- Demographics & A Declining Labor Participation Rate.

ECONOMIC GROWTH

- Real GDP Growth & Creditism.

THE EVENT HORIZON

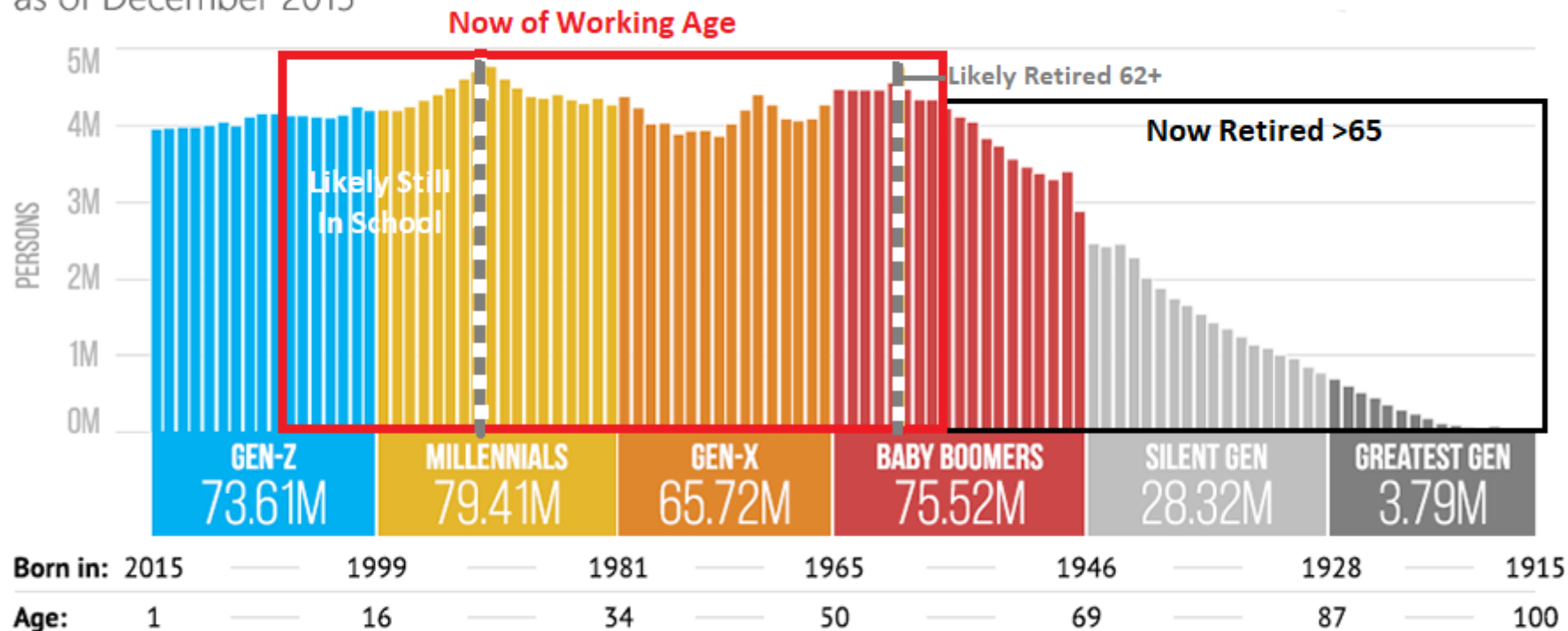
- Global Stagflation Cometh,
- Ramifications of False Numbers and Failed Government

CONCLUSION

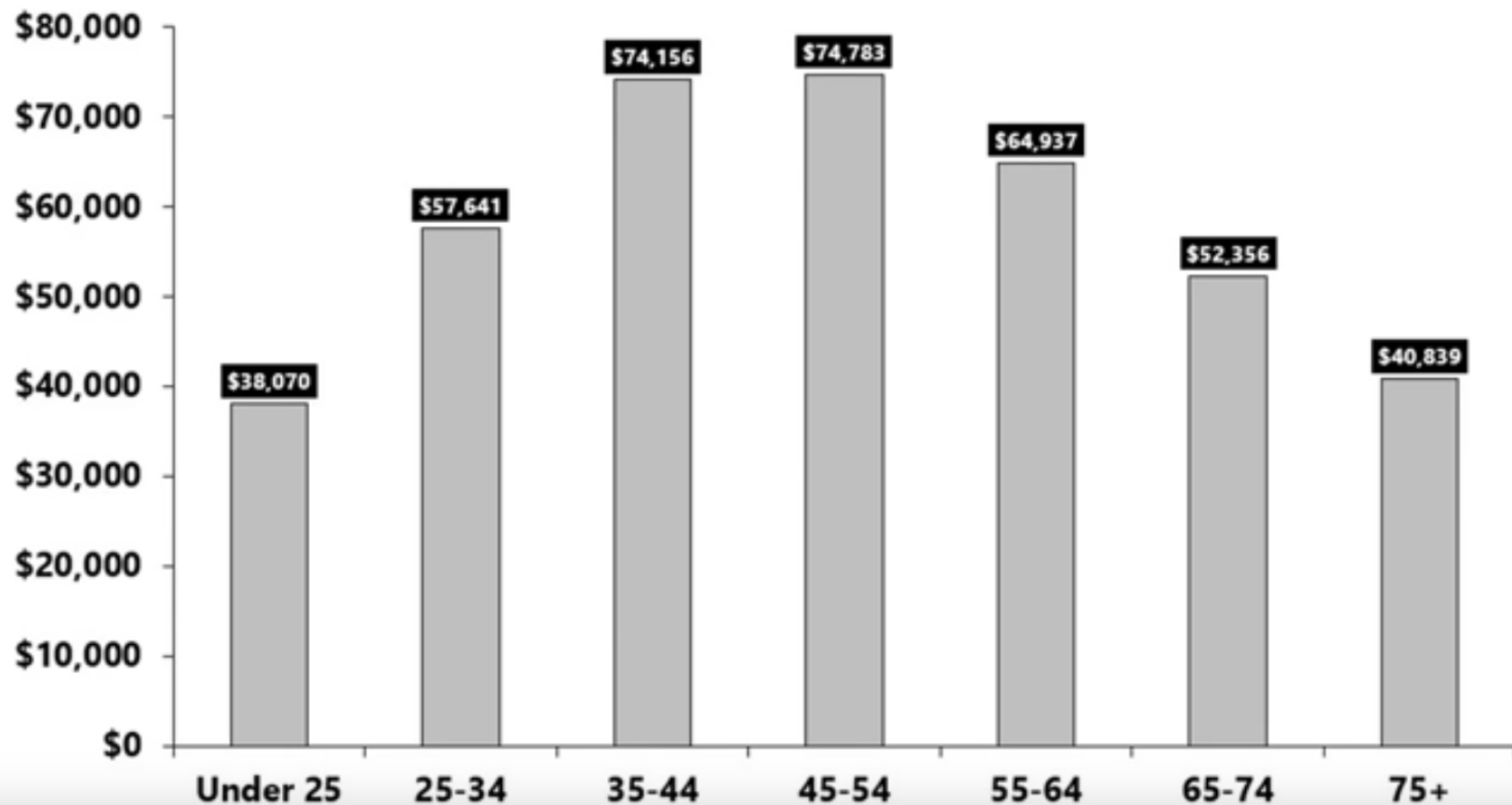
- Global Conflict
 - Nationalization & “Conservatorships” ,
 - Soft Conflict

Total US Population by Age and Generation

as of December 2015



Average Consumption By Age Cohort (2020)

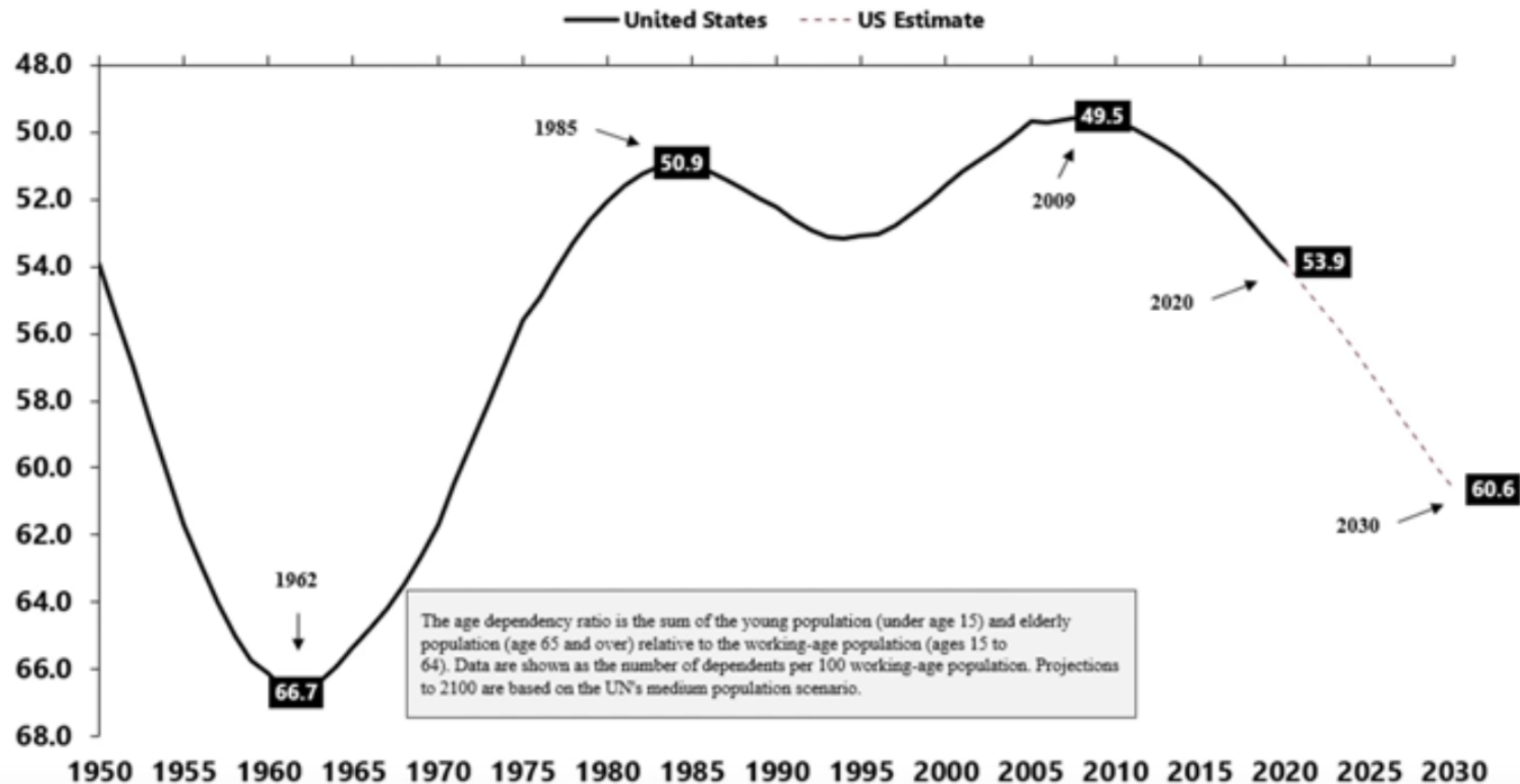


THE AGE DEPENDENCY RATIO

The Age Dependency Ratio is a measure of the number of dependents aged zero to 14 and over 65 in a nation, compared with its total working age population aged 15 to 64.

- This demographic indicator gives insights into the number of people of non-working age, compared with the number of working age.
- It is also used to understand the relative economic burden of the workforce and has ramifications for capital availability and taxation.
- The dependency ratio is also referred to as a the total or youth dependency ratio.

Age Dependency Ratio (Inverted)



THE GREAT TIPPING POINT

AGENDA

POPULATION GROWTH

- A Global Impact,
- Labor Force Growth.

LONG TERM CORRELATIONS

AGE COMPOSITION & DEPENDENCY RATIO

- Demographics & A Declining Labor Participation Rate.

ECONOMIC GROWTH

- Real GDP Growth & Creditism.

THE EVENT HORIZON

- Global Stagflation Cometh,
- Ramifications of False Numbers and Failed Government

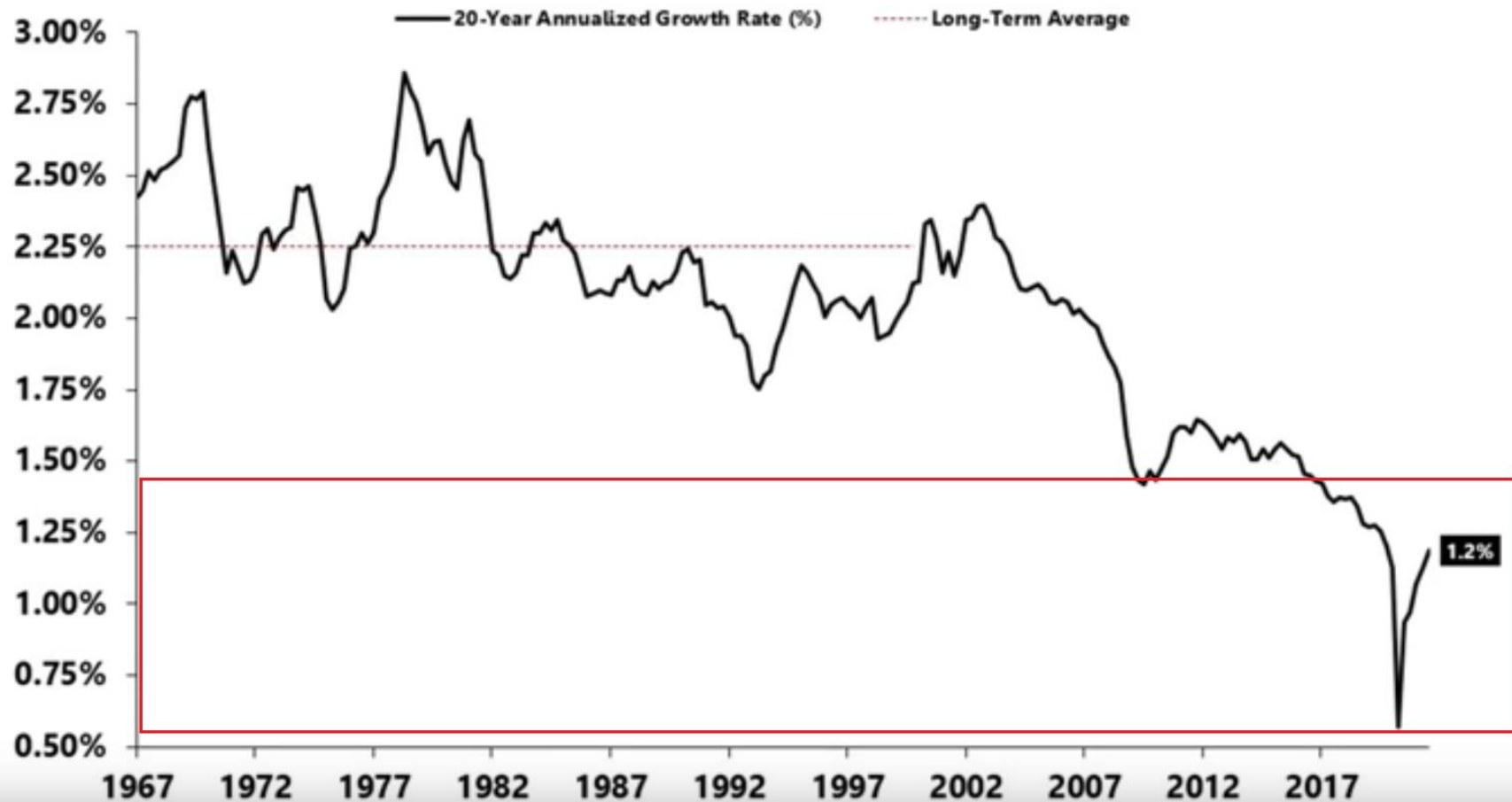
CONCLUSION

- Global Conflict
 - Nationalization & “Conservatorships” ,
 - Soft Conflict

Real GDP Per Capita

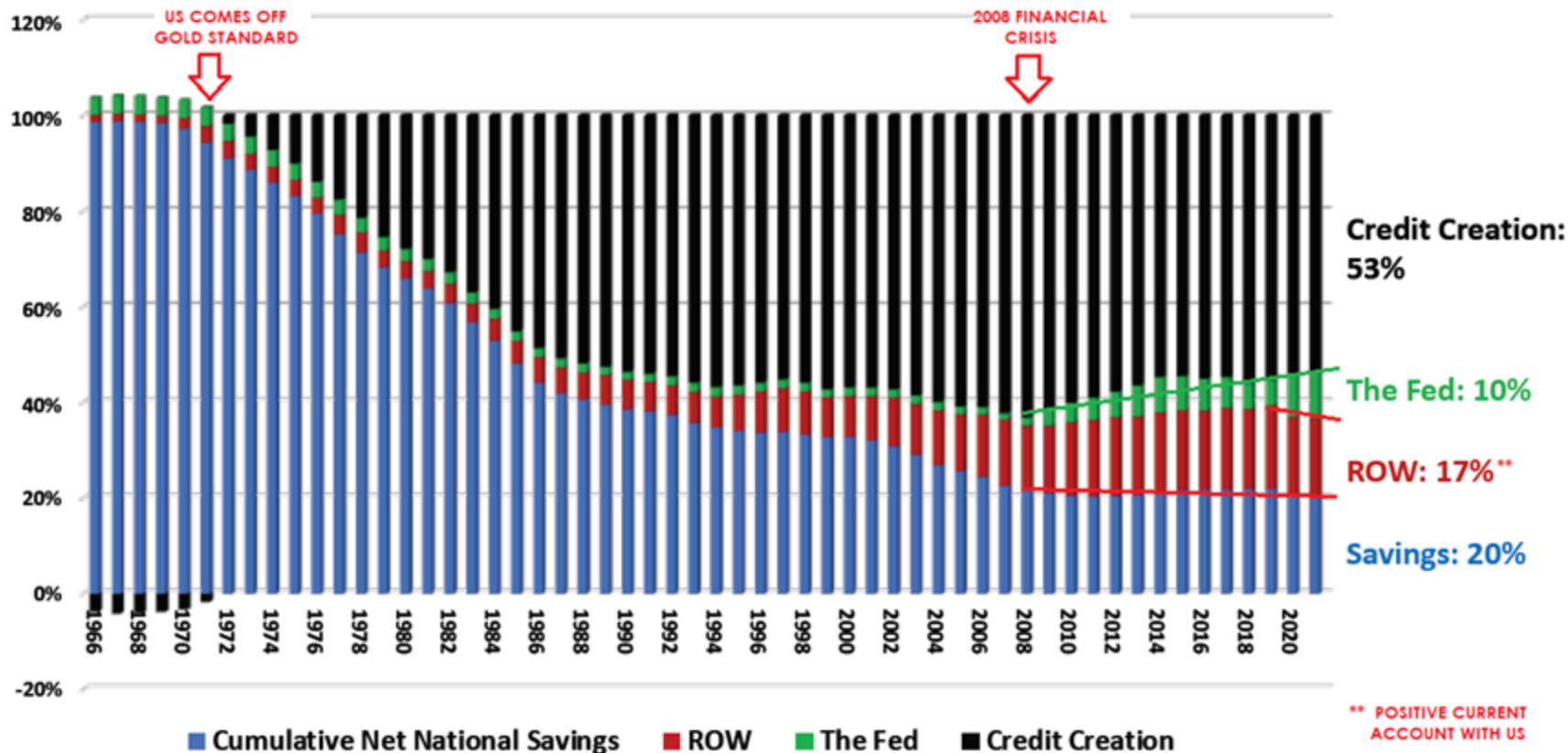


Real GDP Per Capita



Where Does The Money Come From To Fund The Debt?

Source Of Funding, % Breakdown from 1966 to 2021

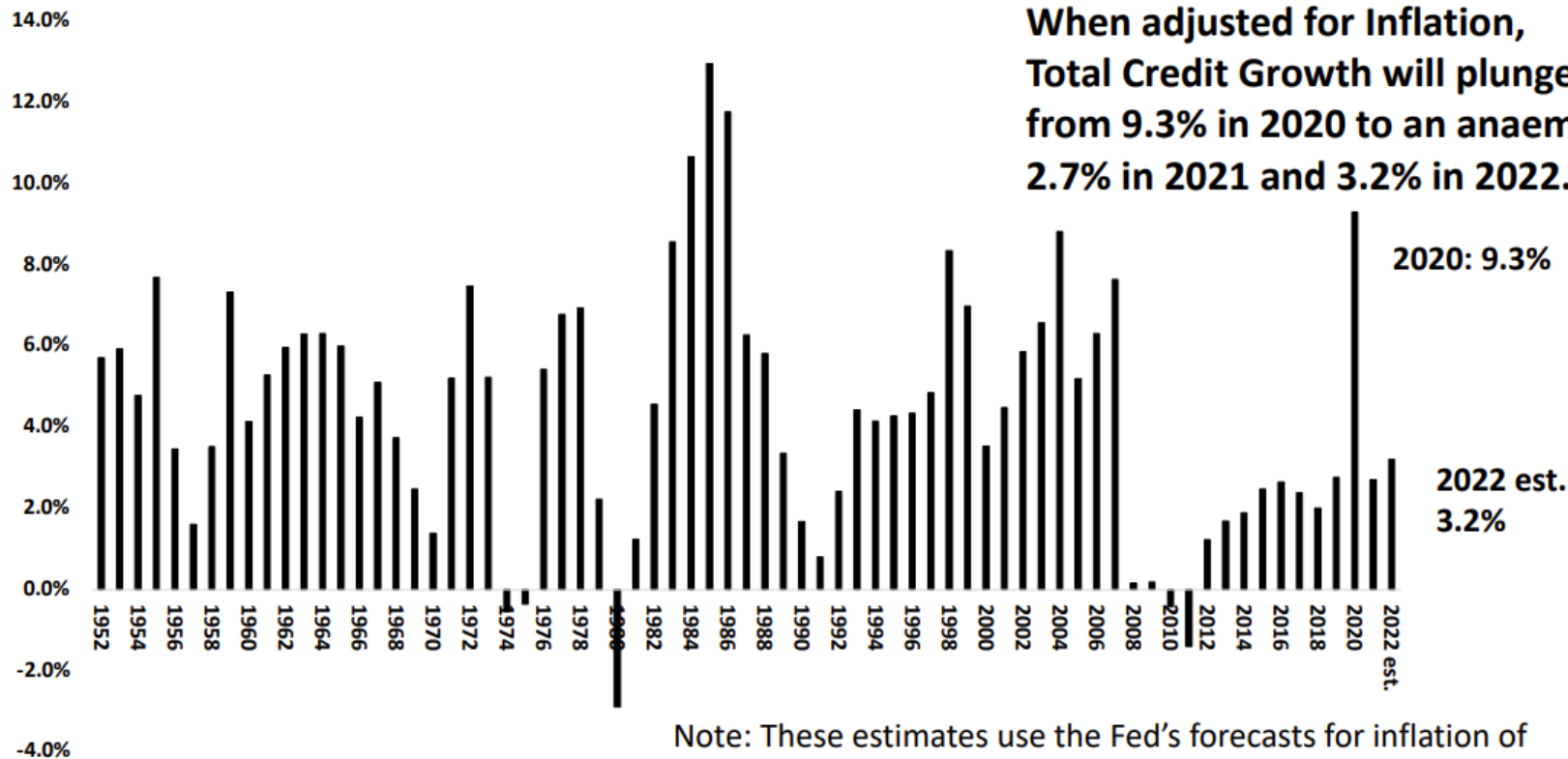


Source: The Fed's Financial Accounts Of The United States; and the Bureau Of Economic Analysis

Total Credit Year On Year % Change

Adjusted for Inflation, 1952 to 2022 est.

When adjusted for Inflation,
Total Credit Growth will plunge
from 9.3% in 2020 to an anaemic
2.7% in 2021 and 3.2% in 2022.



Note: These estimates use the Fed's forecasts for inflation of 3.4% in 2021 and 2.0% in 2022.

A REDUCED US STANDARD OF LIVING

Household Net Worth as a Percentage of
Disposable Personal Income



MACRO ANALYTICS & TECHNICAL ANALYSIS

MATASII

STRATEGIC INVESTMENT INSIGHTS

Copyright © Gordon T Long
All Rights Reserved

THE GREAT TIPPING POINT

AGENDA

POPULATION GROWTH

- A Global Impact,
- Labor Force Growth.

LONG TERM CORRELATIONS

AGE COMPOSITION & DEPENDENCY RATIO

- Demographics & A Declining Labor Participation Rate.

ECONOMIC GROWTH

- Real GDP Growth & Creditism.

THE EVENT HORIZON

- Global Stagflation Cometh,
- Ramifications of False Numbers and Failed Government

CONCLUSION

- Global Conflict
 - Nationalization & “Conservatorships” ,
 - Soft Conflict

Cycle Phases

EARLY

- Activity rebounds (GDP, IP, employment, incomes)
- Credit begins to grow
- Profits grow rapidly
- Policy still stimulative
- Inventories low; sales improve

MID

- Growth peaking
- Credit growth strong
- Profit growth peaks
- Policy neutral
- Inventories, sales grow; equilibrium reached

LATE

- Growth moderating
- Credit tightens
- Earnings under pressure
- Policy contractionary
- Inventories grow; sales growth falls

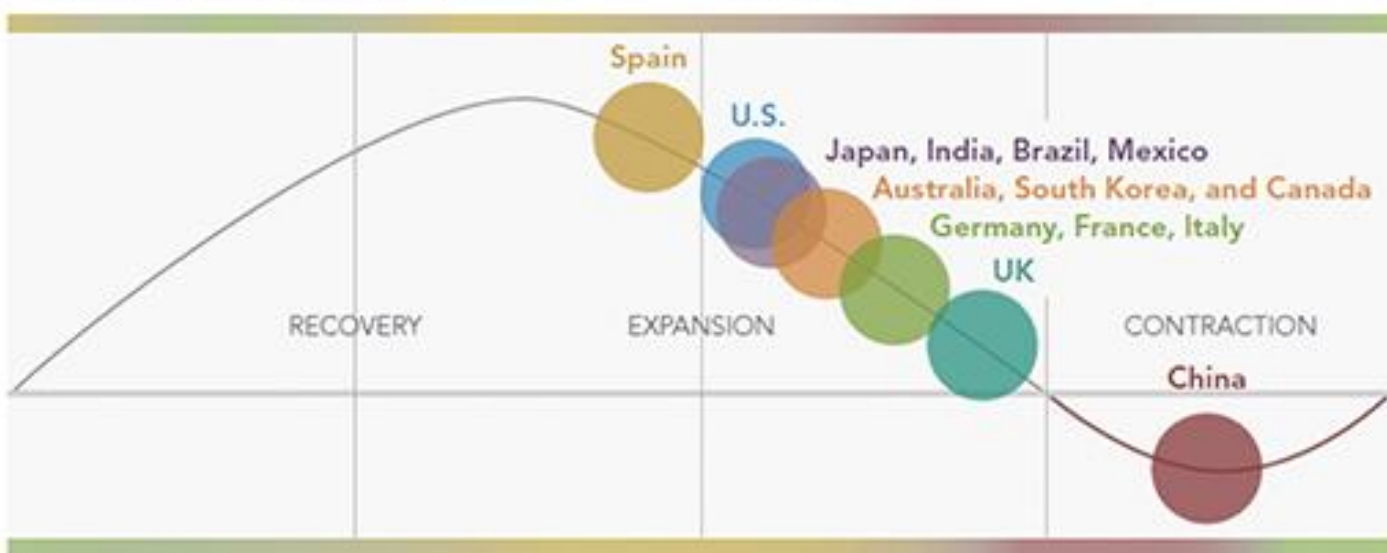
RECESSION

- Falling activity
- Credit dries up
- Profits decline
- Policy eases
- Inventories, sales fall

Inflationary Pressures
Red = High

Economic Growth
+
-

Relative Performance of
Economically Sensitive Assets
Green = Strong



THE BLACK HOLE OF STAGFLATION

The Event Horizon

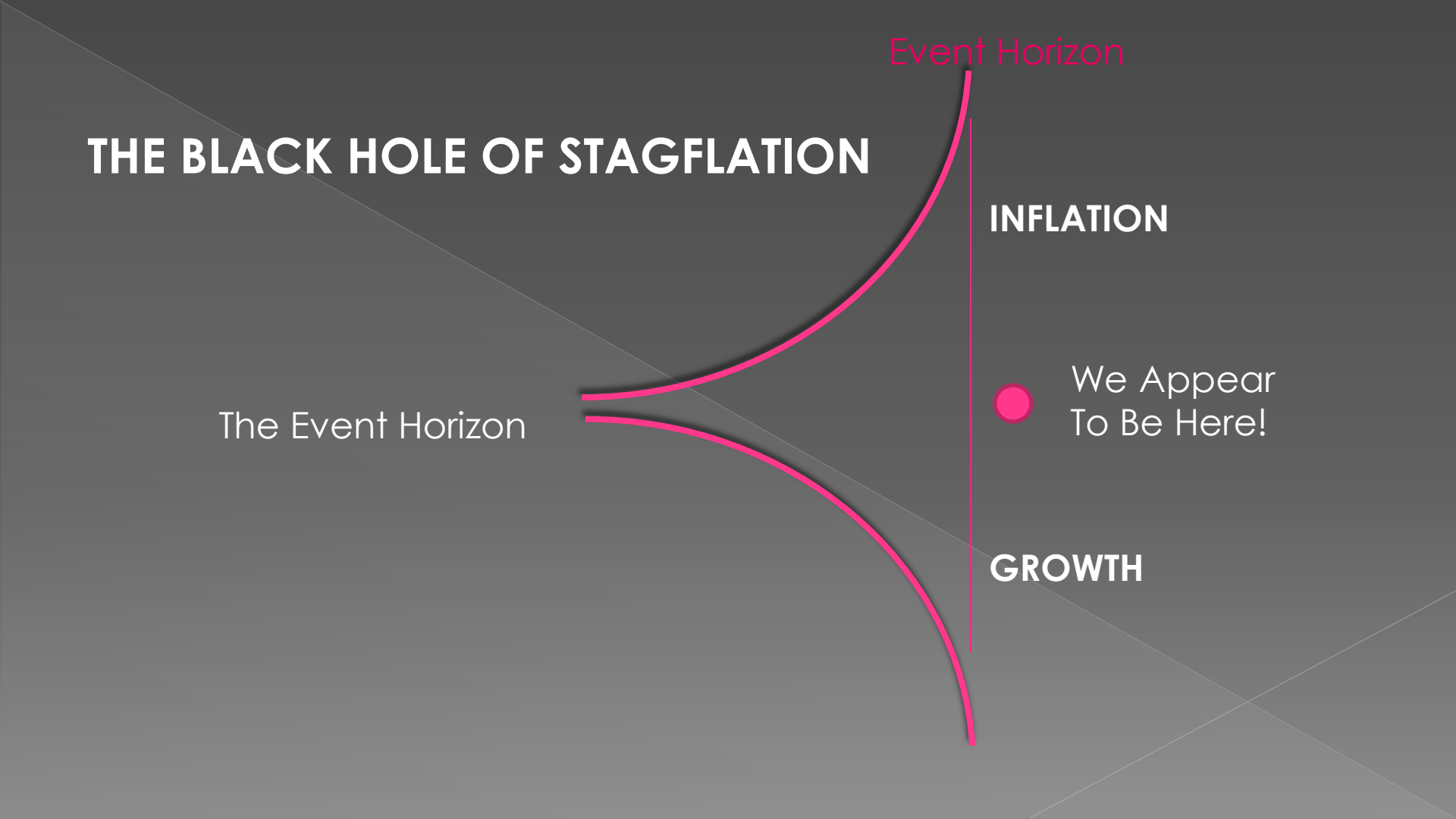
Event Horizon

INFLATION



We Appear
To Be Here!

GROWTH



A VERY SCARY POSITION!

THE ISSUE:

-- To Halt Inflation

-- To Increase Growth

TRADITIONAL KEYNESIAN THINKING

You Must Raise Rates

Stop Liquidity Pumping

You Must Lower Rates

Increase Liquidity Pumping



INFLATION

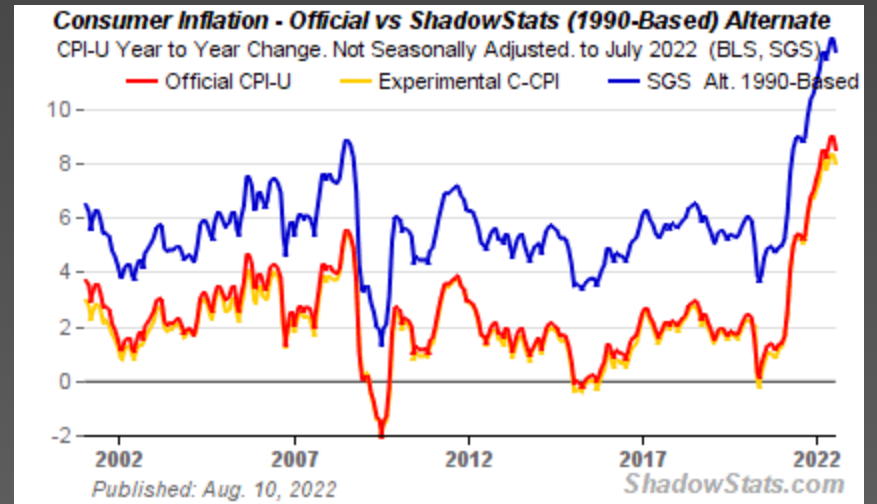
In Reality We
Are Here!

GROWTH

INFLATION

In Reality We
Are Here!

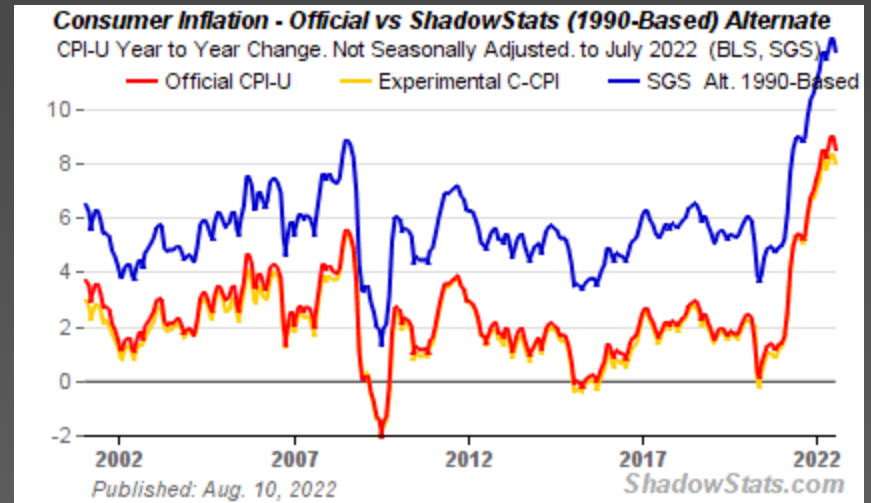
GROWTH



INFLATION

In Reality We
Are Here!

GROWTH



LONGWave: 04-07-21 – APRIL
Covid Triggered Inflation

URL:

https://youtu.be/_ix5EYBmYXo

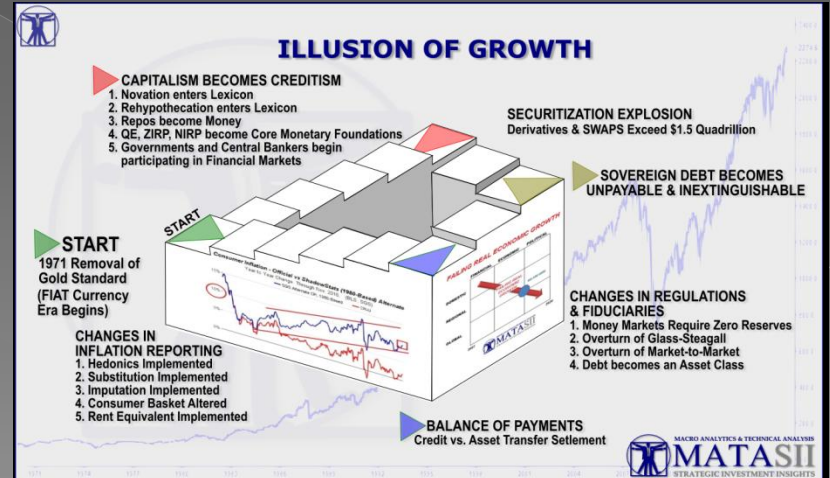
SLIDES: 35

MINUTES: 22

INFLATION

In Reality We
Are Here!

GROWTH



INFLATION

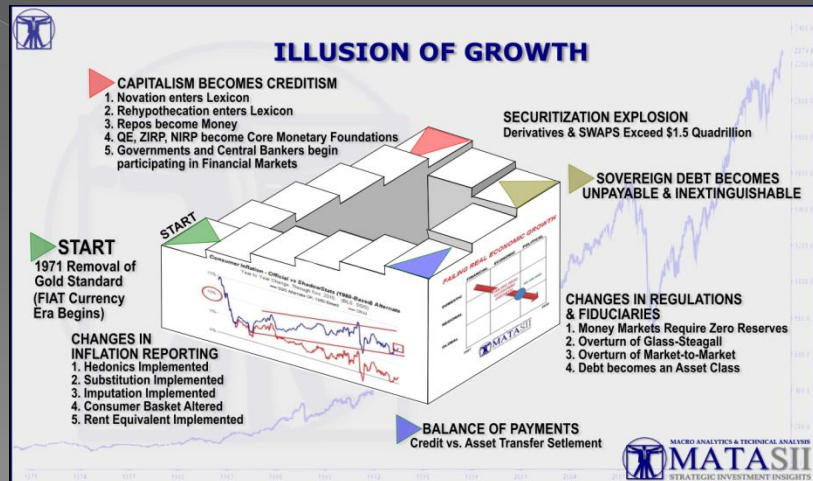
In Reality We
Are Here!

GROWTH

2017 ILLUSION OF GROWTH

[Download full pdf.](#)

111 Pages



WE ARE WILL BE BELOW THE EVENT HORIZON!!!

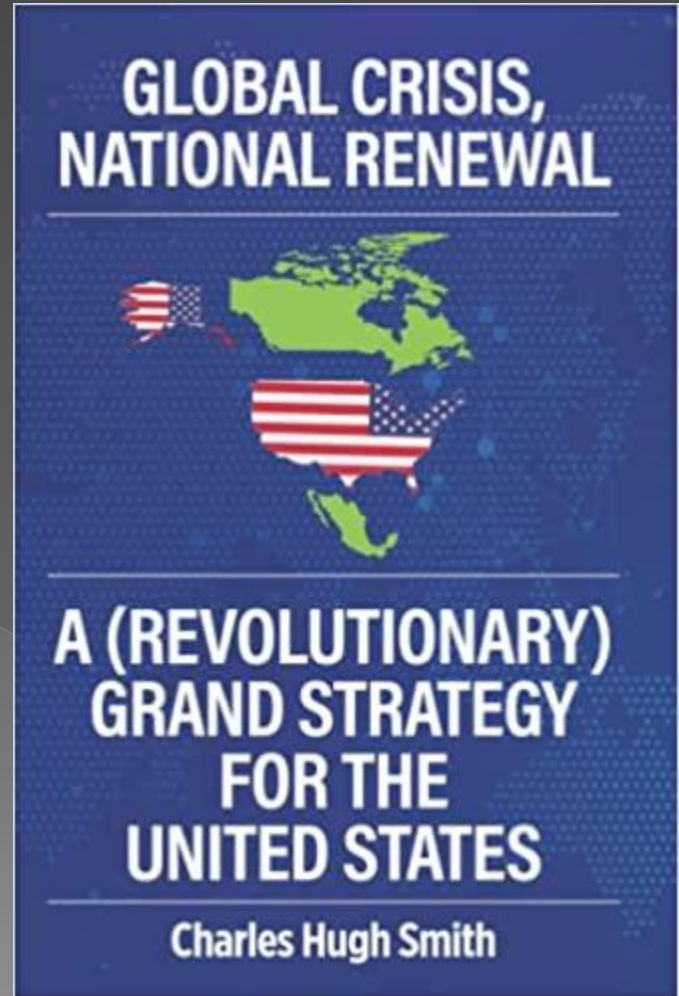


THE DAM HAS BROKEN!

THE CRACKS ARE JUST GETTING TOO BIG!

CHANGE

1. Re-Balancing
2. De-Growth
3. Re-Shoring
4. De-Financialization
5. De-Globalization



THE GREAT TIPPING POINT

AGENDA

POPULATION GROWTH

- A Global Impact,
- Labor Force Growth.

LONG TERM CORRELATIONS

AGE COMPOSITION & DEPENDENCY RATIO

- Demographics & A Declining Labor Participation Rate.

ECONOMIC GROWTH

- Real GDP Growth & Creditism.

THE EVENT HORIZON

- Global Stagflation Cometh,
- Ramifications of False Numbers and Failed Government

CONCLUSION

- Global Conflict
 - Nationalization & “Conservatorships” ,
 - Soft Conflict

POLICY	CENTRAL BANKS	ECONOMY
SOUND MONEY - Non-FIAT Currencies, - Policies	INDEPENDENT "SUPERVISOR" <i>"Take the Punch Bowl Away!"</i>	MONEY A "STORE OF VALUE" SOUGHT AS A RESERVE CURRENCY
VELOCITY OF MONEY		
CONSUMPTION & CREDIT versus INVESTMENT & SAVINGS CREDITISM versus CAPITALISM	"PUSHERS" OF LIQUIDITY, FLOWS & CREDIT	FINANCIAL REPRESSION <i>"MacroPrudential Policies"</i>
NATIONALIZATION		MONETIZATION OF DEBT - Currency Debasement
"DEMOCRATIC SOCIALISM" - Finance Entitlements - Fiscal Irresponsibility	GOVERNMENT POLICIES - Finance Government, - Financial Stabilization	

2020 THESIS



GLOBAL CONFLICT

Emerging Era of Geo-Political, Military & Social Conflict

EXECUTIVE BRIEF	3
1- ANNUAL THESIS 2020	8
WHERE "GLOBAL CONFLICT" FITS	8
OUR ABSTRACTION PROCESS	8
SPRING BOARDING FROM LAST YEARS "DE-DOLLARIZATION" THESIS	9
ROADMAP AHL .D.	10
2- A GLOBAL STABILITY TEST	13
KEY MESSAGES	13
CYCLE OF CHANGE	13
A FLAWED FORMULA	16
THREE STAGES SINCE 2000	19
AN OVERDUE GLOBAL STABILITY TEST	32
APPENDIX VIDEO	34
3- EMERGING ERA OF POLITICAL & SOCIAL CONFLICT	35
KEY MESSAGES	35
ADVANCING UNTESTED MACRO-PRUDENTIAL POLICIES	37
END OF THE DEBT SUPER CYCLE	39
WE SEE THREE BIG EVENTS OR FORCES AHEAD	40
IT'S GOING TO BE A "SCARY SITUATION" OVER THE NEXT DECADE	41
ADVANCED FINANCIAL REPRESSION	42
DEFLATIONARY VERSUS INFLATIONARY PRESSURES	43
APPENDIX: VIDEO	45
4-NEW WEAPONS OF CONFLICT	46
KEY MESSAGES	46
TRUISMS	46
WHAT LEADS TO CONFLICTS?	48
INTERNAL VERSUS EXTERNAL	50
WHAT HISTORY TELLS US	50
WHAT WE THINK WE KNOW	52
WHAT FORMS HAS / WILL CONFLICT TAKE?	53
Hot Wars	53
Hard Military	54
Soft Economic	54
A GLOBAL TINDER BOX	58
Present Global Situational Analysis	59
Global Geo-Politics & Military Tensions	60
VIDEO: Global Trends	68
APPENDIX: VIDEO	70
5-ADVANCED FINANCIAL & CURRENCY WARS	71
KEY MESSAGES	71
END OF THE DEBT SUPPER CYCLE	71
COLLATERAL CONTAGION	81
ROADMAP TO FIAT CURRENCY FAILURE	84
VALUE VERSUS PRICE	85
APPENDIX: VIDEO	86
6- RESULTING INVESTMENT TRENDS FOR THE 20's	87
KEY MESSAGES	87
RADICAL POLICY EXTREMES	87
CHANGING RULES: LAWS, REGULATIONS & TAXATION	87
PREPARING FOR DISRUPTIONS & SHORTAGES	88
MAINTAINING 'REAL' CAPITAL	89
APPENDIX: VIDEO	100
7- CONCLUSION	101
KEY MESSAGES	101
PRIOR THESIS PAPERS POINT THE WAY	101
RETURN OF CAPITAL	102

ADMINISTRATIONS CHANGE – BUT THE PRINTING NEVER DOES

DON'T WORRY, THEY WILL PRINT THE MONEY!

EVERYONE IS NOW IN PLACE & READY!!



NOTE

Slides Are for discussion and educational purposes ONLY!

Do not Trade from Any of these Charts.

Gordon T Long is not giving investment advise nor should be construed as such

Always consult a professional investment advisor before making any investment decisions.

The content of this slide should not be considered investment advice of any sort, nor should it be used to make investment decisions. Use of this slide is considered to be your explicit acceptance of the Disclosure Statement and the Terms of Use found on the first and last frames of this video



JOIN US AT [MATASII.COM](https://matasii.com) FOR MORE ON THIS TOPIC & MANY OTHERS



- Market Research
- Technical Analysis
- Strategic Investment Insights
- Macro Analytics
- Videos
- Tipping Points
- Synthesis & Analysis
- Watch Lists
- Real Time Charting
- Guest Interviews
- News Abstraction Process
- Feature Articles

WE WELCOME YOUR COMMENTS!

WE READ ALL COMMENTS FOR
FEEDBACK THAT WILL IMPROVE OUR
RESEARCH ANALYSIS

WORLD CLASS MINDS FOLLOW THIS
CHANNEL & WE VALUE HEARING
FROM YOU!

IT IS THE ONLY PAYMENT WE ACCEPT
FOR POSTING THIS FREE YOUTUBE
CONTENT

