



GORDON T LONG

Advanced Technical Analysis



Gordon T Long
Global Macro Research |
Macro-Technical Analysis



Technical Analysis
Market Road Maps | HPTZ
Methodology



SII
Global Macro Research |
Market Road Maps

NOTE

Slides Are for discussion and educational purposes ONLY!

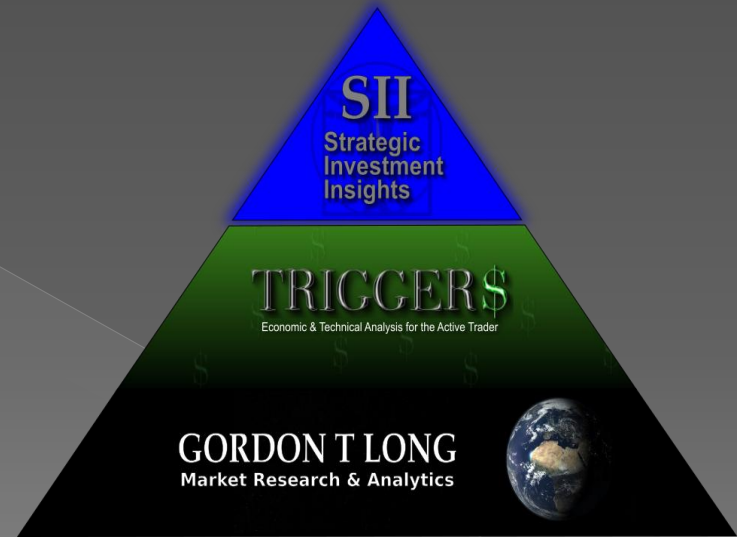
Do not Trade from Any of these Charts.

Gordon T Long is not giving investment advise nor should be construed as such

Always consult a professional investment advisor before making any investment decisions.

The content of this slide should not be considered investment advice of any sort, nor should it be used to make investment decisions. Use of this slide is considered to be your explicit acceptance of the Disclosure Statement and the Terms of Use found on the first and last frames of this video

INVESTMENT THEMES FOR 2023



“Expect the best. Prepare for the worst. Capitalize on what comes.”

AGENDA

January 25th, 2023

MACRO THEMES FOR 2023

2022 THEMES

WEAKENING AMERICAN LEADERSHIP
INFLATION & SLOWING GROWTH
GLOBALIZATION RETRENCHES
DOLLAR WEAKNESS
CLIMATE CHANGE TSUNAMI
MARKET INSTABILITY

Geo-Political Risks
Damaged Fed Credibility & Independence,
Global Margin & Supply Chain Pressures,
Deficits Matter as REAL Productivity Falls,
Restructuring and Financing of Energy
Major Market Correction

2023 THEMES

INFLATIONARY IMPACT
SLOWING ECONOMIC GROWTH
DEFLATIONARY UNEMPLOYMENT
THE "FREEDOM CAUCUS" CONGRESS
MULTI-POLAR GEO-POLITICAL PRESSURES
DEMOGRAPHICS & PRODUCTIVITY HITTING

A "Living Wage" Crisis,
IMF, World Bank, WEF All Warning,
Monetary Policy Being Challenged,
Debt Ceiling & Treasury Account (TGA)
A Commodity Cartel & Petrodollar Threat,
Secular Changes Occurring.

CONCLUSION

"Expect the best. Prepare for the worst. Capitalize on what comes."

AGENDA

INVESTMENT THEMES FOR 2023

2023 INVESTMENT THEMES – STRATEGIC INVESTMENT INSIGHTS

INFLATIONARY IMPACT

A “Living Wage” Crisis,

SLOWING ECONOMIC GROWTH

IMF , World Bank, WEF All Warning,

DEFLATIONARY UNEMPLOYMENT

Monetary Policy Being Challenged,

THE “FREEDOM CAUCUS” CONGRESS

Debt Ceiling & Treasury Account (TGA)

MULTI-POLAR GEO-POLITICAL

A Commodity Cartel Threat,

PRESSURES

DEMOGRAPHICS & PRODUCTIVITY

Secular Changes Occurring.

Utilities: XLU
Discretionary: XLY
S&P 500 SPX
Staples: XLP
Treasuries: TNX
Energy: WTIC
Food: GRU
US\$: DXY
Gold & Silver: GLD
SLV

AGENDA

INVESTMENT THEMES FOR 2023

2023 INVESTMENT THEMES – STRATEGIC INVESTMENT INSIGHTS

POSITIONING

INFLATIONARY IMPACT

A “Living Wage” Crisis,

SLOWING ECONOMIC GROWTH

IMF , World Bank, WEF All Warning,

DEFLATIONARY UNEMPLOYMENT

Monetary Policy Being Challenged,

THE “FREEDOM CAUCUS” CONGRESS

Debt Ceiling & Treasury Account (TGA)

MULTI-POLAR GEO-POLITICAL

A Commodity Cartel Threat,

PRESSURES

DEMOGRAPHICS & PRODUCTIVITY

Secular Changes Occurring.

WEEKLY NEWSLETTER

Utilities: XLU

Discretionary: XLY

S&P 500 SPX

Staples: XLP

Treasuries: TNX

Energy: WTIC


Food: GRU

US\$: DXY

Gold & Silver: GLD

SLV

CONCLUSION



<<< 2023 THESIS PAPER – “A GREAT STAGFLATION”

VIDEO:
MACRO ANALYTICS
w/ CHARLES HUGH SMITH

>>>



VIDEO INTERVIEW:
WEALTHION >>>
w/ ADAM TAGGART



INVESTMENT THEMES FOR 2023

AGENDA

2023 INVESTMENT THEMES – STRATEGIC INVESTMENT INSIGHTS

POSITIONING

INFLATIONARY IMPACT

A “Living Wage” Crisis,

SLOWING ECONOMIC GROWTH

IMF , World Bank, WEF All Warning,

DEFLATIONARY UNEMPLOYMENT

Monetary Policy Being Challenged,

THE “FREEDOM CAUCUS” CONGRESS

Debt Ceiling & Treasury Account (TGA)

MULTI-POLAR GEO-POLITICAL

A Commodity Cartel Threat,

PRESSURES

DEMOGRAPHICS & PRODUCTIVITY

Secular Changes Occurring.

Utilities: XLU

Discretionary: XLY

S&P 500

Staples: XLP

Treasuries

Energy:

Food:

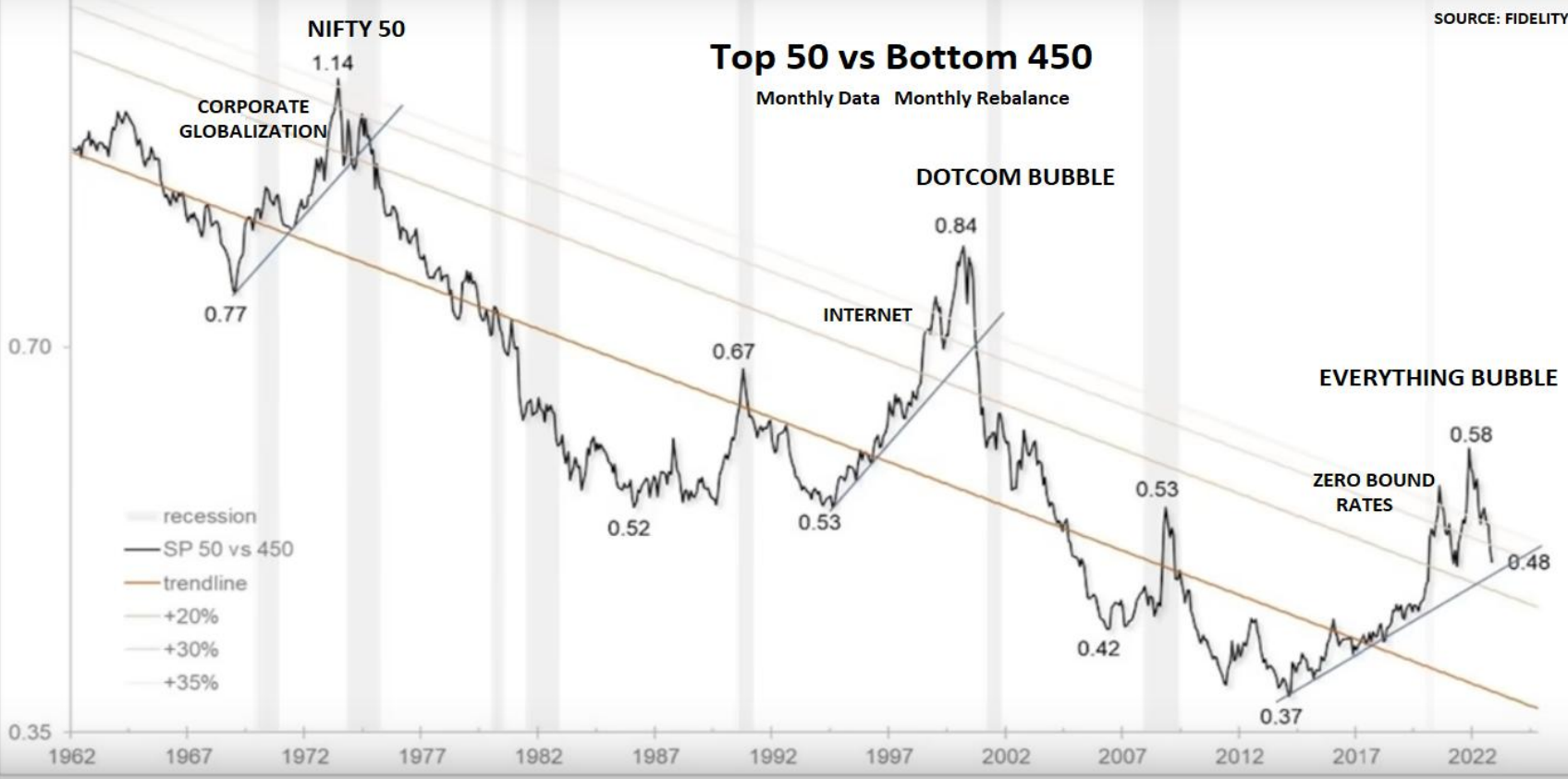
US\$

Gold & Silver

CONCLUSION

Top 50 vs Bottom 450

Monthly Data Monthly Rebalance



- recession
- SP 50 vs 450
- trendline
- +20%
- +30%
- +35%

THE GREAT MODERATION

GLOBALIZATION

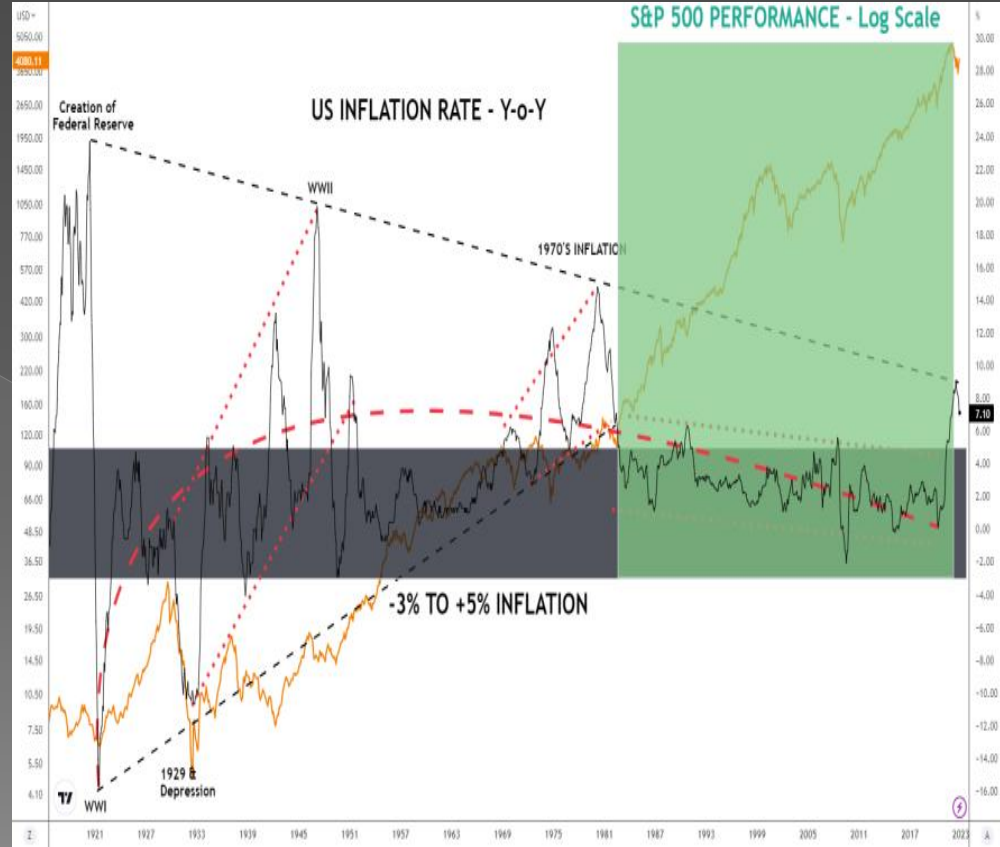
LABOR ARBITRAGE, CHEAP COMMODITIES

FINANCIALIZATION

FALLING RATES SINCE 1980 to ZERO BOUND

MERCANTILISM

HIGH \$\$\$ - ENGINEERED CONSUMPTION



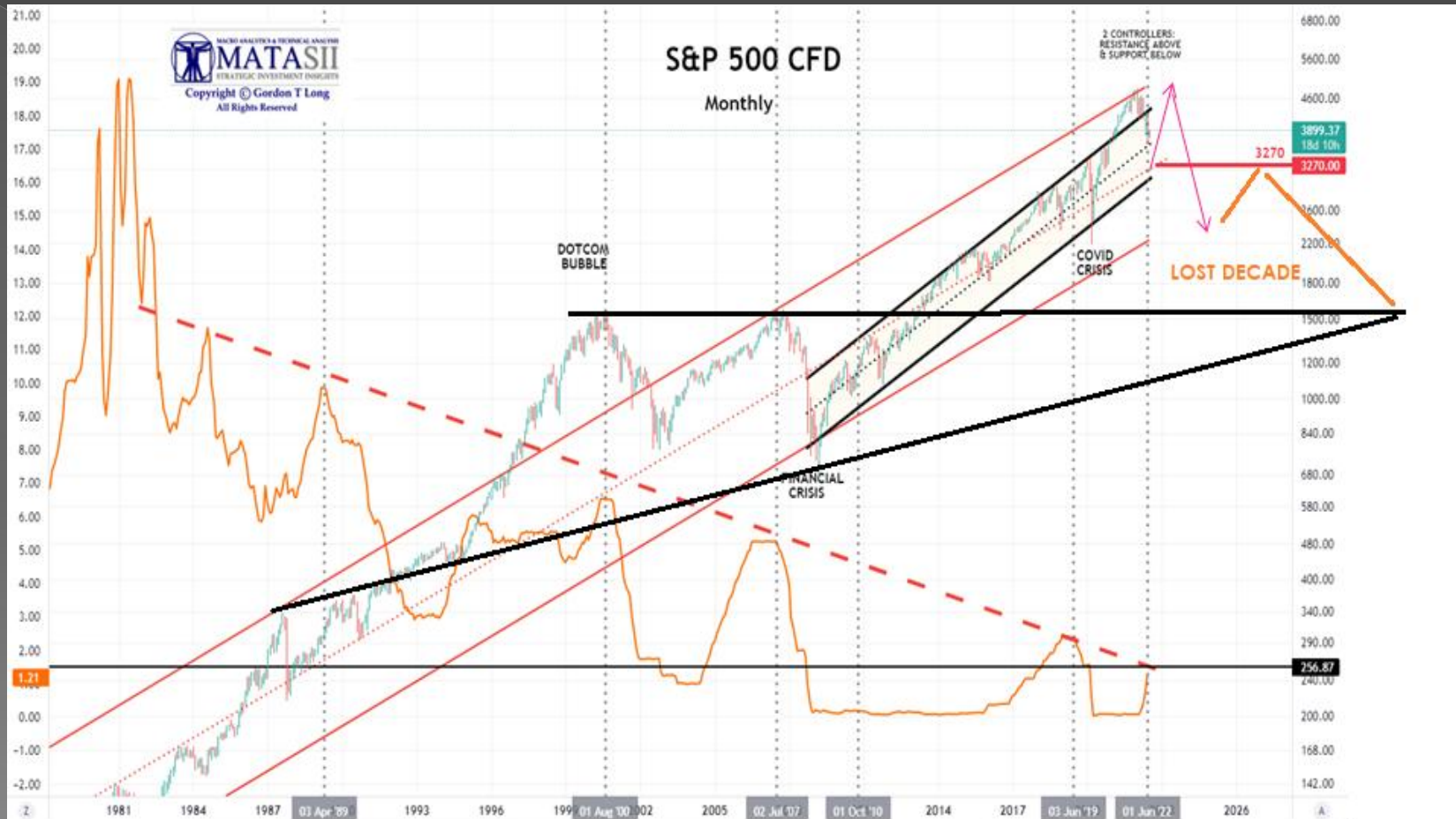
DJI:GOLD RATIO

Monthly



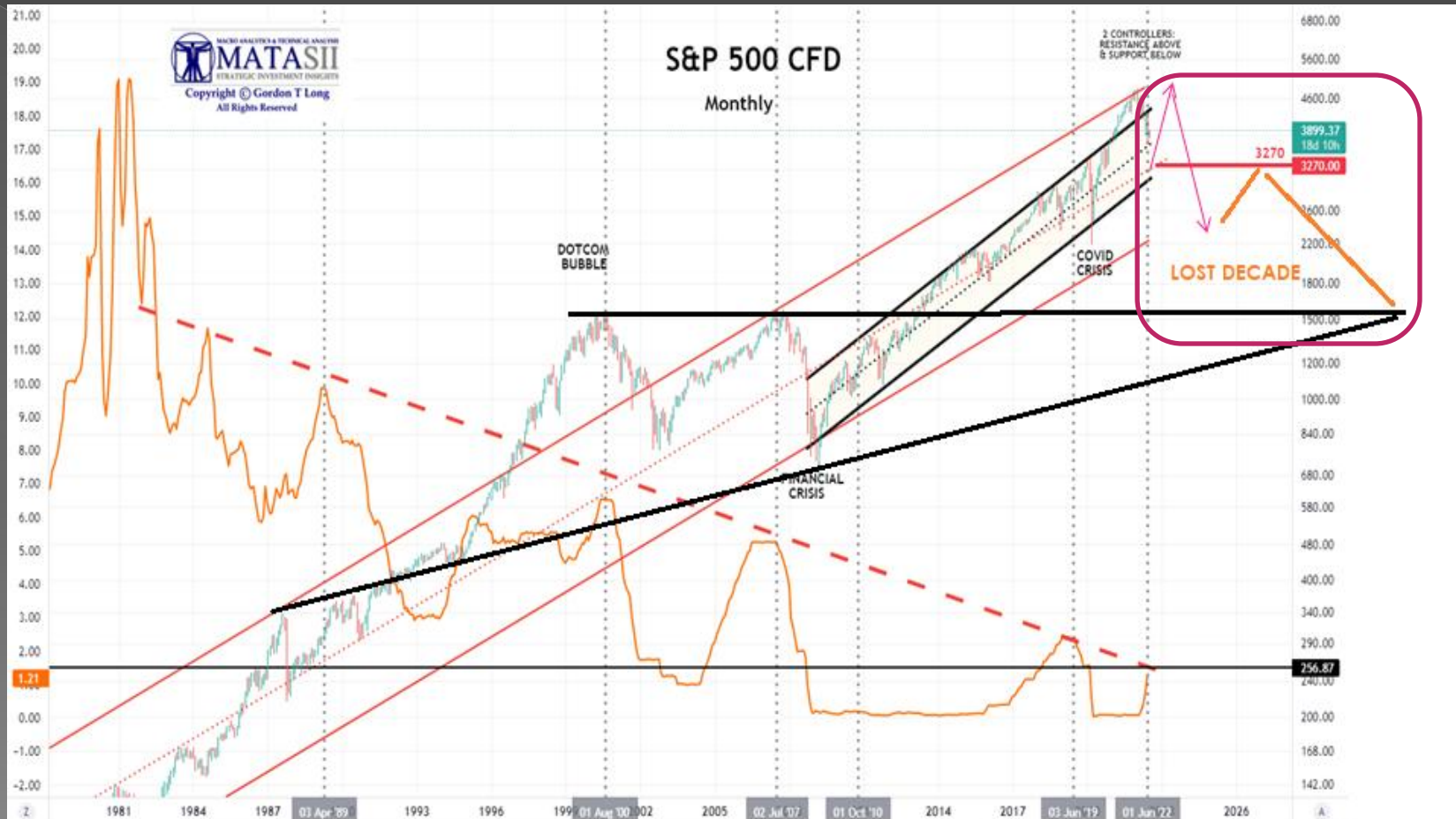
S&P 500 CFD

Monthly



S&P 500 CFD

Monthly



A REDUCED US STANDARD OF LIVING

Household Net Worth as a Percentage of Disposable Personal Income



STAGNATION

INFLATION

Crushes Consumer Disposable Income
Reversing Wealth Effect

DEFLATION

THE GREAT STAGFLATION

Insufficient Real
Economic
Growth

SURGING UNEMPLOYMENT



2020's

THE BETA DROUGHT DECADE

DEBT CRISIS

DEBT CRISIS

Collateral Failure
Leverage Failures

DE-DOLLARIZATION

HYPERINFLATION

Fiat
Currency
Failure

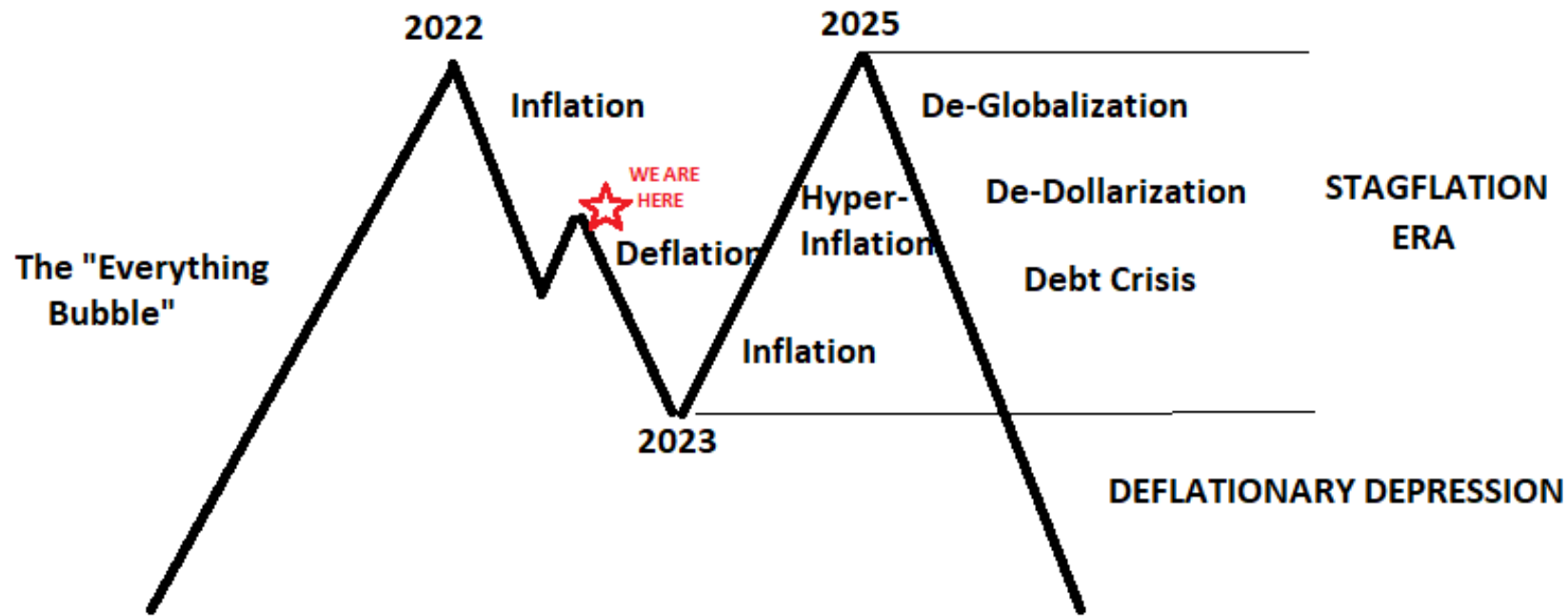
BRETTON WOODS II

**DEBT
CRISIS**



Copyright © Gordon T Long
All Rights Reserved

A CLASSIC "M" TOP



AGENDA

INVESTMENT THEMES FOR 2023

2023 INVESTMENT THEMES – STRATEGIC INVESTMENT INSIGHTS

POSITIONING

INFLATIONARY IMPACT

A “Living Wage” Crisis,

SLOWING ECONOMIC GROWTH

IMF , World Bank, WEF All Warning,

DEFLATIONARY UNEMPLOYMENT

Monetary Policy Being Challenged,

THE “FREEDOM CAUCUS” CONGRESS

Debt Ceiling & Treasury Account (TGA)

MULTI-POLAR GEO-POLITICAL

A Commodity Cartel Threat,

PRESSURES

DEMOGRAPHICS & PRODUCTIVITY

Secular Changes Occurring.

WEEKLY NEWSLETTER

Utilities: XLU

Discretionary: XLY

S&P 500 SPX

Staples: XLP

Treasuries: TNX

Energy: WTIC

Food: GRU

US\$: DXY

Gold & Silver: GLD

SLV

CONCLUSION


SII
Strategic
Investment
Insights

TRIGGERS

Economic & Technical Analysis for the Active Trader

GORDON T LONG
Market Research & Analytics





SII
Strategic
Investment
Insights

150 + Investment
Instruments

TRIGGERS
Economic & Technical Analysis for the Active Trader

INDEXES

GORDON T LONG
Market Research & Analytics



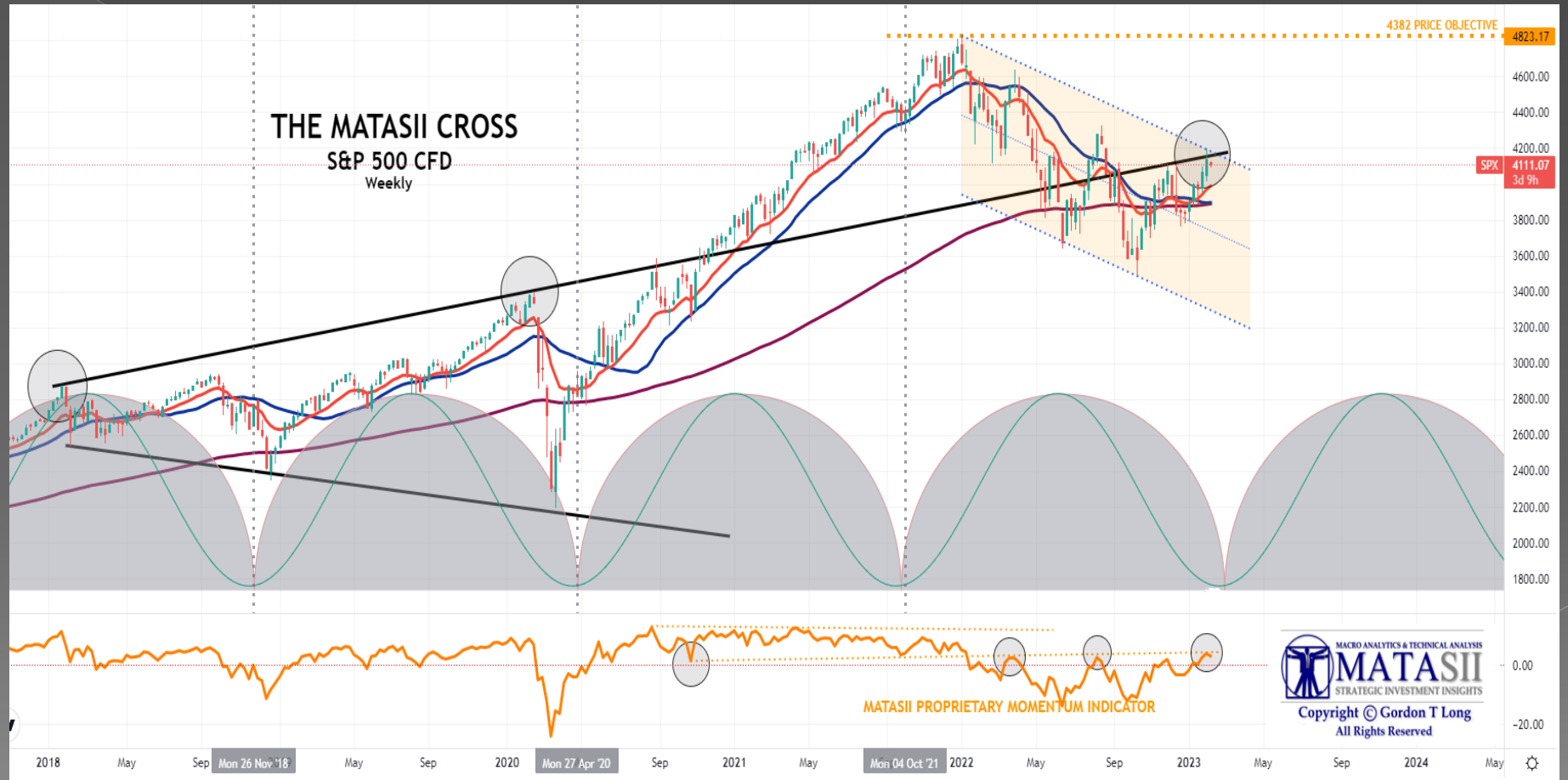
THE MATASII CROSS

S&P 500 CFD

Weekly

4382 PRICE OBJECTIVE 4823.17

SPX 4111.07
3d 9h



MATASII PROPRIETARY MOMENTUM INDICATOR

MACRO ANALYTICS & TECHNICAL ANALYSIS
MATASII
STRATEGIC INVESTMENT INSIGHTS
Copyright © Gordon T Long
All Rights Reserved

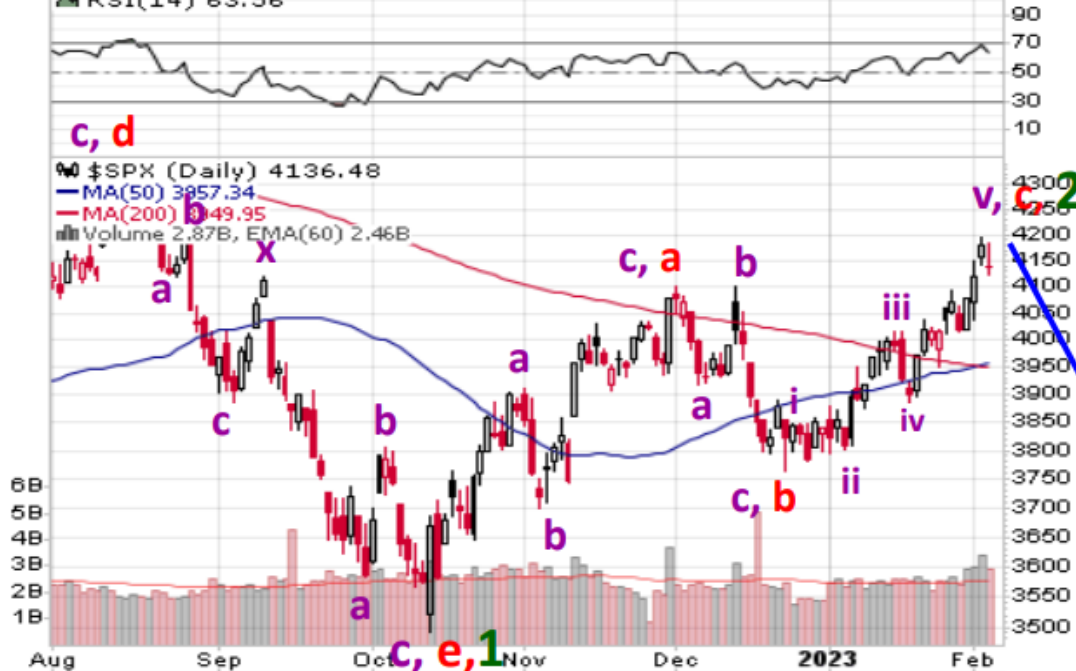
2018 May Sep Mon 26 Nov '18 May Sep 2020 Mon 27 Apr '20 Sep 2021 May Mon 04 Oct '21 2022 May Sep 2023 May Sep 2024 May





\$SPX S&P 500 Large Cap Index INDXX © StockCharts.com
3-Feb-2023 **Close 4136.48 Volume 2.9B Chg -43.28 (-1.04%)**

▲ RSI(14) 63.56



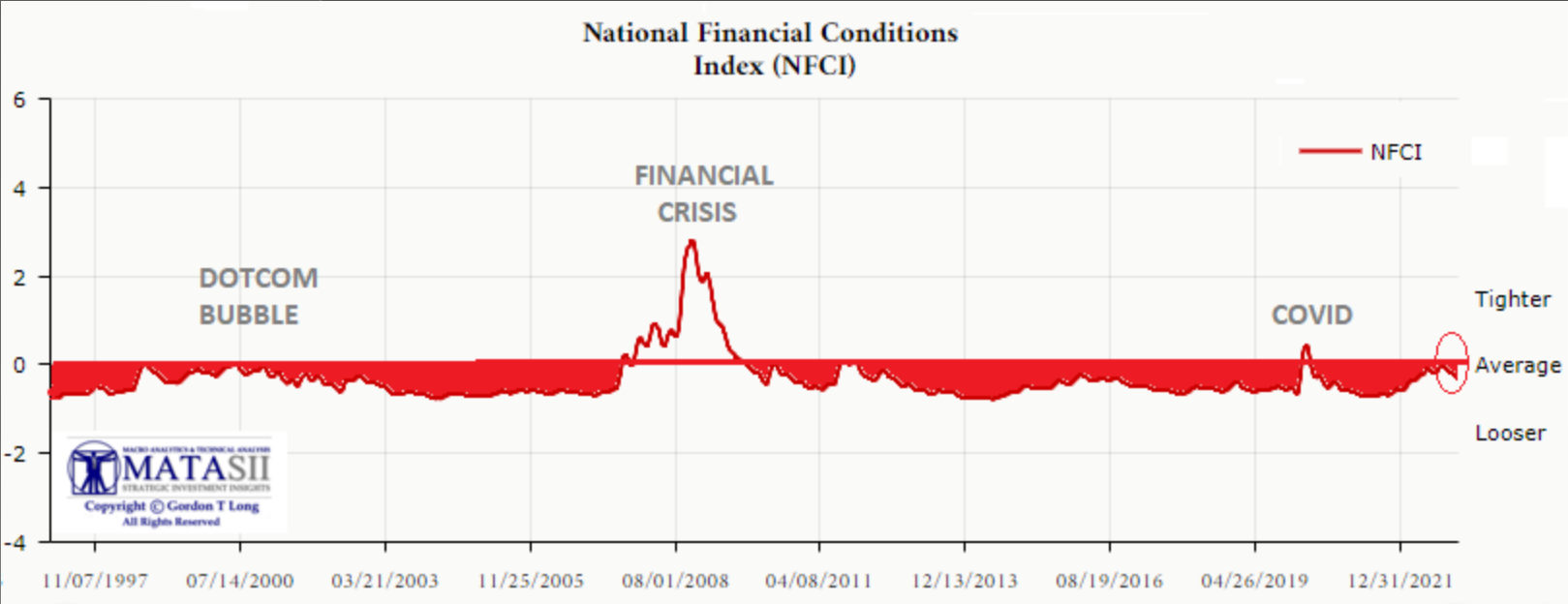
1, 3

FINANCIAL CONDITIONS INDEX

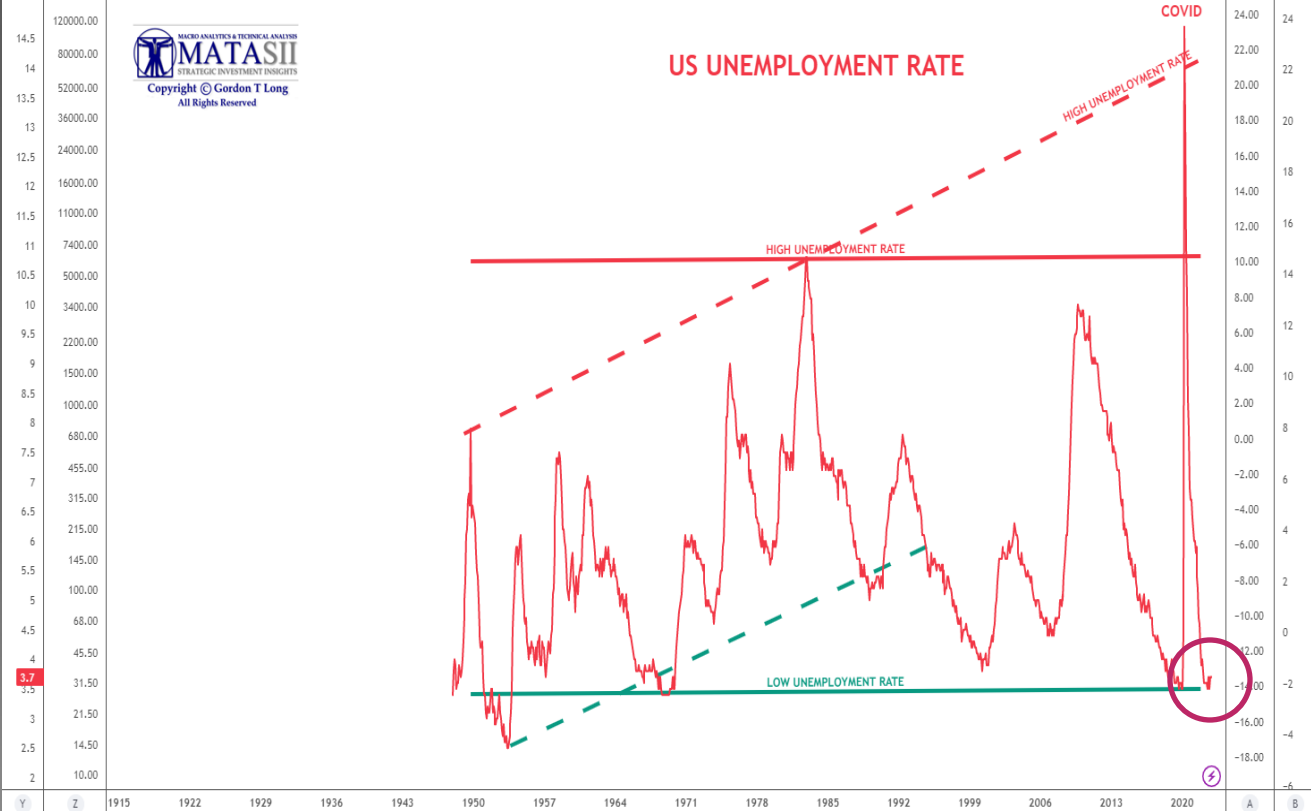
Financial Conditions Have Eased Bloomberg measure is looser than prior to March's liftoff



FINANCIAL CONDITIONS INDEX



UNEMPLOYMENT & LAYOFFS



UNEMPLOYMENT & LAYOFFS



UNEMPLOYMENT & LAYOFFS

Exhibit 3: WARN Notices Track JOLTS Layoffs Well; Our Tracking Estimate Based on December and January WARN Notices Is Consistent with a 1.1% Layoff Rate (vs. 0.9% Currently and 1.2% in 2019)



Source: Department of Labor, Federal Reserve, Goldman Sachs Global Investment Research

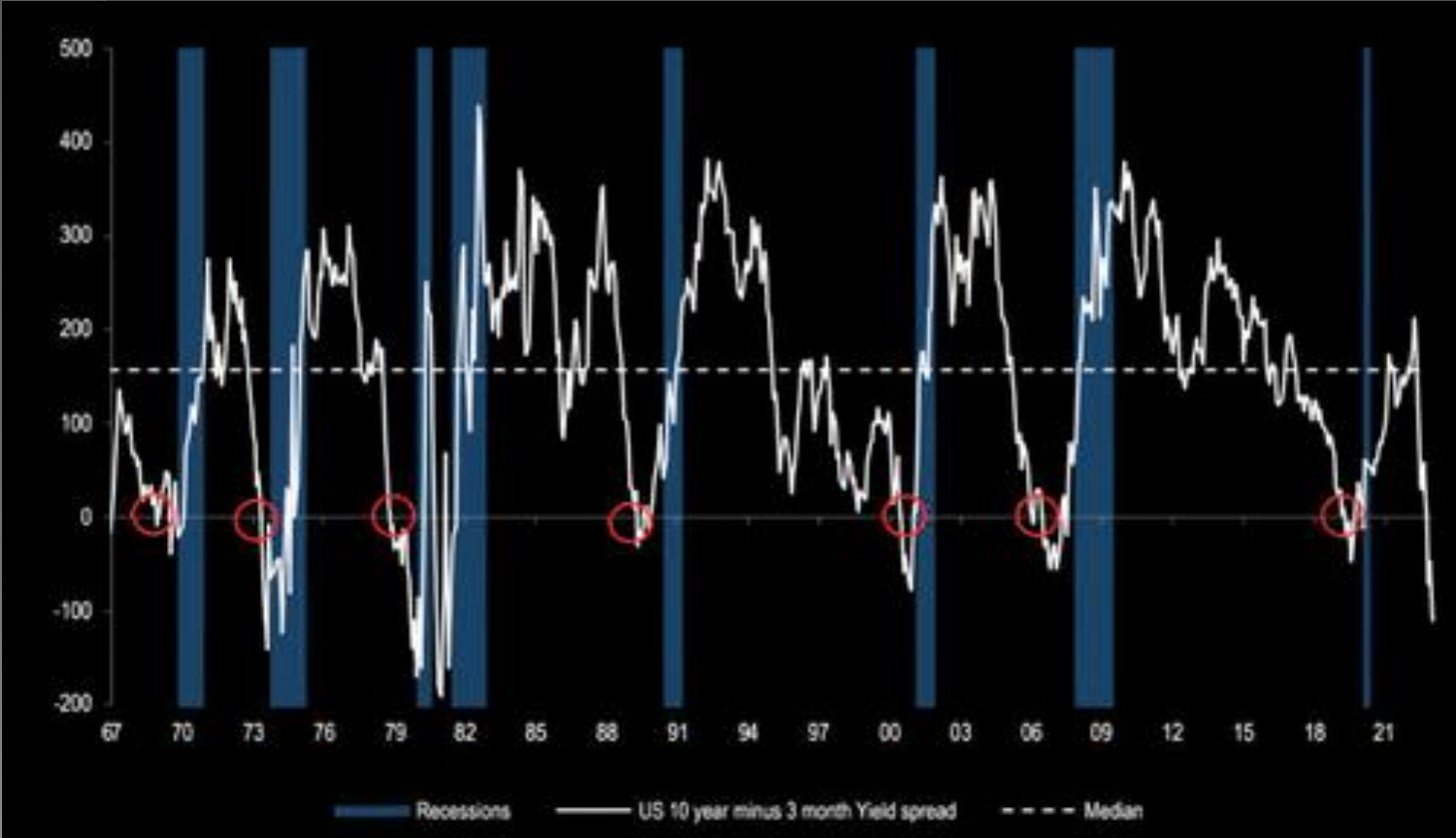
REAL PERSONAL DISPOSABLE INCOME



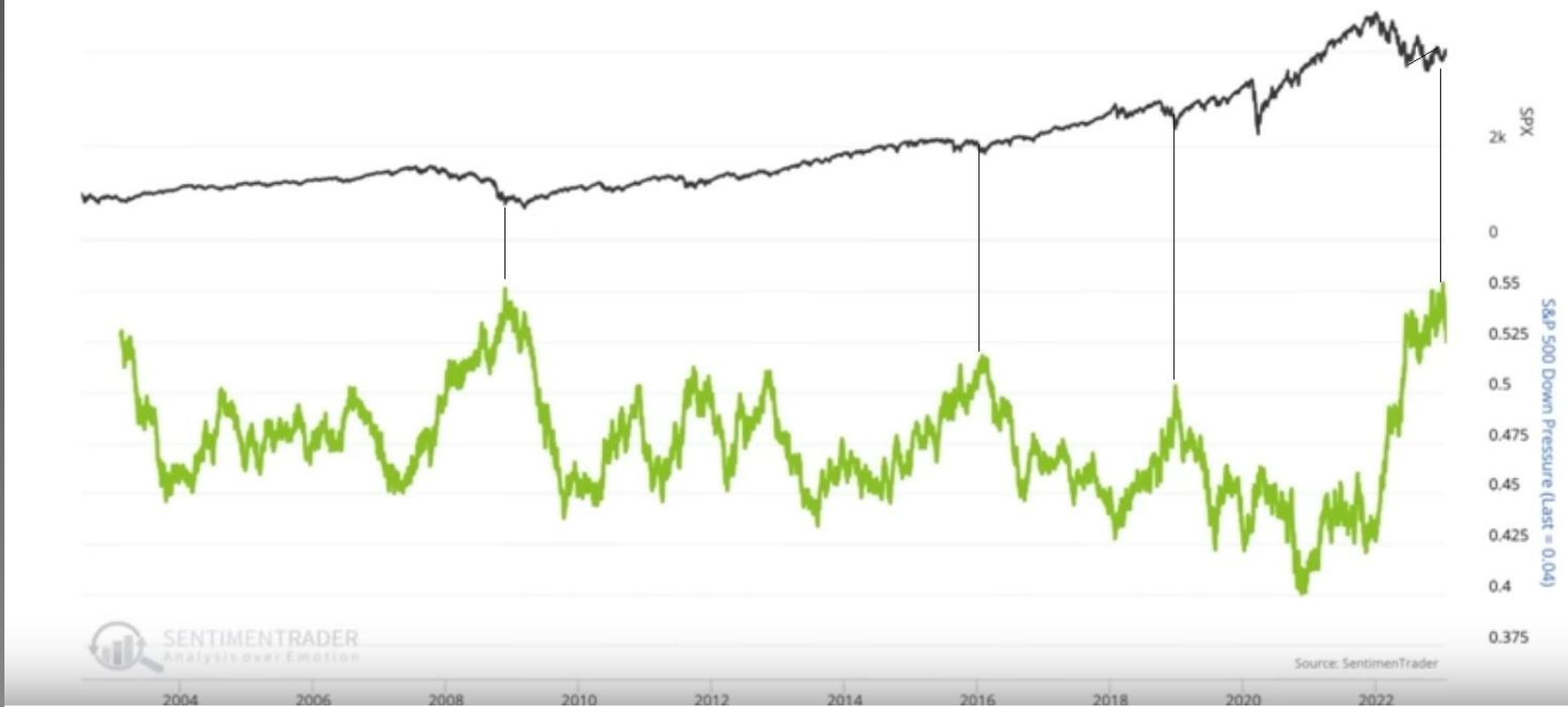
MANUFACTURING -PMI



INVERTED YIELD CURVE



DOWNWARD PRESSURE



AGENDA

INVESTMENT THEMES FOR 2023

2023 INVESTMENT THEMES – STRATEGIC INVESTMENT INSIGHTS

POSITIONING

INFLATIONARY IMPACT

A “Living Wage” Crisis,

SLOWING ECONOMIC GROWTH

IMF , World Bank, WEF All Warning,

DEFLATIONARY UNEMPLOYMENT

Monetary Policy Being Challenged,

THE “FREEDOM CAUCUS” CONGRESS

Debt Ceiling & Treasury Account (TGA)

MULTI-POLAR GEO-POLITICAL

A Commodity Cartel Threat,

PRESSURES

DEMOGRAPHICS & PRODUCTIVITY

Secular Changes Occurring.

WEEKLY NEWSLETTER

Utilities: XLU

Discretionary: XLY

S&P 500 SPX

Staples: XLP

Treasuries: TNX

Energy: WTIC

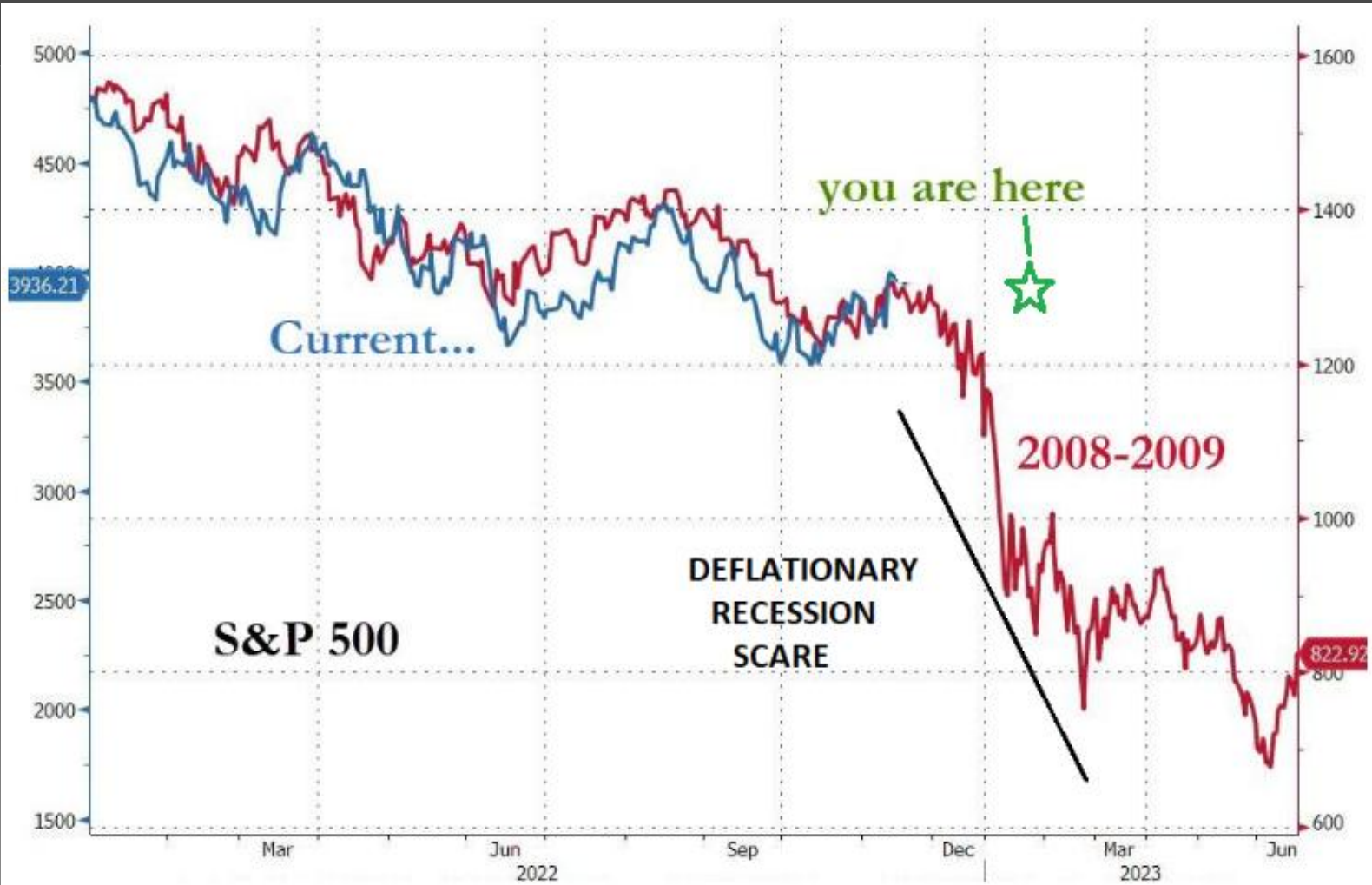
Food: GRU

US\$: DXY

Gold & Silver: GLD

SLV

CONCLUSION

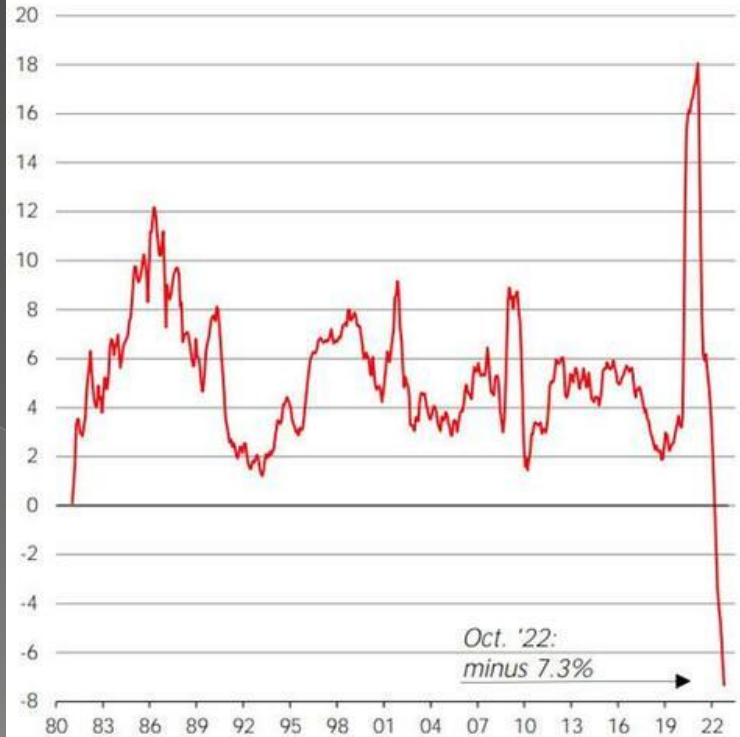


GLOBAL LIQUIDITY



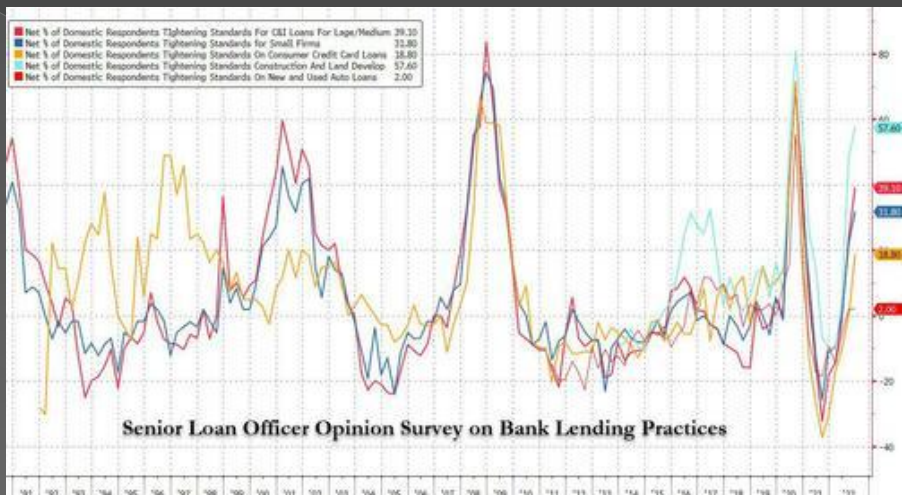
The 'real money supply' shrinks like never before ...

Real money stock in the OECD, annual changes in per cent

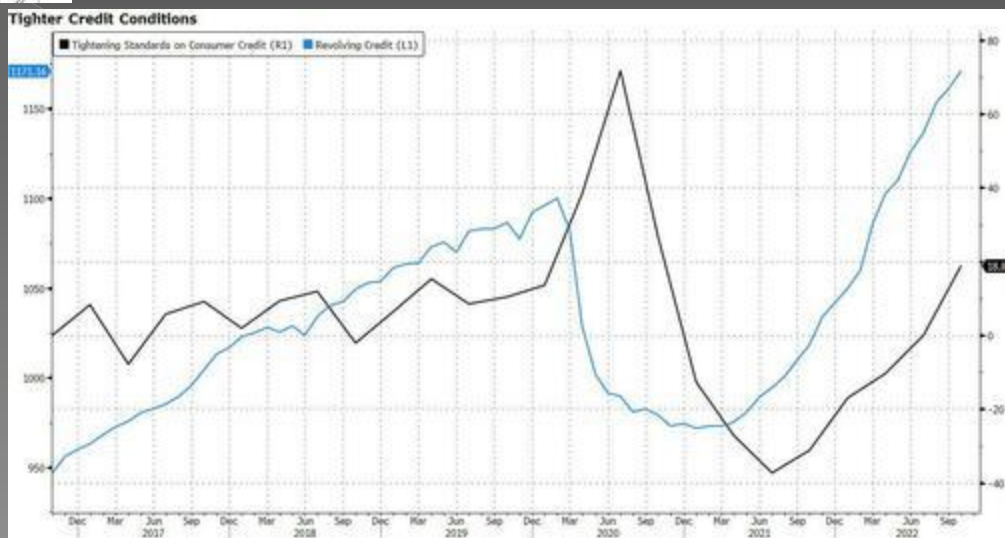


Source: Refinitiv; calculations Degussa.

*Annual increase in the "broadly defined" money stock minus annual increase in consumer goods prices.



Senior Loan Officers Tightening QUICKLY!



REAL PERSONAL DISPOSABLE INCOME



ADMINISTRATIONS CHANGE – BUT THE PRINTING NEVER DOES ...

DON'T WORRY, THEY WILL PRINT THE MONEY!

EVERYONE IS NOW IN PLACE & READY!!



NOTE

Slides Are for discussion and educational purposes ONLY!

Do not Trade from Any of these Charts.

Gordon T Long is not giving investment advise nor should be construed as such

Always consult a professional investment advisor before making any investment decisions.

The content of this slide should not be considered investment advice of any sort, nor should it be used to make investment decisions. Use of this slide is considered to be your explicit acceptance of the Disclosure Statement and the Terms of Use found on the first and last frames of this video



JOIN US AT MATASII.COM FOR MORE ON THIS TOPIC & MANY OTHERS

- Market Research
- Technical Analysis
- Strategic Investment Insights
- Macro Analytics
- Videos
- Tipping Points
- Synthesis & Analysis
- Watch Lists
- Real Time Charting
- Guest Interviews
- News Abstraction Process
- Feature Articles



WE WELCOME YOUR COMMENTS!

*WE READ ALL COMMENTS FOR
FEEDBACK THAT WILL IMPROVE OUR
RESEARCH ANALYSIS*



*WORLD CLASS MINDS FOLLOW THIS
CHANNEL & WE VALUE HEARING
FROM YOU!*

*IT IS THE ONLY PAYMENT WE ACCEPT
FOR POSTING THIS FREE YOUTUBE
CONTENT*